





























## MAIN CATALOGUE 2021/22 - HANGING ELEMENTS PRICE LIST 2022








PG.	PIC	INDEKS	CATALOG NO.	DIM. [CM]	USE	APROX.			LIGHT	FB	MATERIAL	PAINT	PRICE
						VOL. [V]	WEIGHT [KG]	POWER [W]					
38		300-2202-1-003000300000-0001-00001	EWE-01-14-001(30x30)	30 x 30	↕	240 V	1 kg	3 W	36 p.	<input checked="" type="checkbox"/>	ALU.	<input checked="" type="checkbox"/>	65,00 €
38		300-2202-1-005500550000-0001-00001	EWE-01-14-001(55x55)	55 x 55	↕	240 V	2 kg	5 W	72 p.	<input checked="" type="checkbox"/>	ALU.	<input checked="" type="checkbox"/>	77,00 €
38		300-2202-1-008500850000-0001-00004	EWE-01-14-001(85x85)	85 x 85	↕	240 V	2 kg	8 W	108 p.	<input checked="" type="checkbox"/>	ALU.	<input checked="" type="checkbox"/>	105,00 €
38		300-2202-1-011001100000-0001-00004	EWE-01-14-001(110x110)	110 x 110	↕	240 V	3 kg	10 W	144 p.	<input checked="" type="checkbox"/>	ALU.	<input checked="" type="checkbox"/>	123,00 €
38		300-2202-1-014001400000-0001-00005	EWE-01-14-001(140x140)	140 x 140	↕	240 V	3 kg	13 W	180 p.	<input checked="" type="checkbox"/>	ALU.	<input checked="" type="checkbox"/>	172,00 €
38		300-2202-1-003000300000-0001-00003	EWE-01-14-002(30x30)	30 x 30	↕	240 V	1 kg	5 W	72 p.	<input checked="" type="checkbox"/>	ALU.	<input checked="" type="checkbox"/>	67,00 €








PG.	PIC	INDEKS	CATALOG NO.	DIM. [CM]	USE	APROX.			LIGHT	FB	MATERIAL	PAINT	PRICE
						VOL. [V]	WEIGHT [KG]	POWER [W]					
38		300-2202-1-006000600000-0001-00007	EWE-01-14-002(60x60)	60 x 60	↕	240 V	2 kg	10 W	144 p.	<input checked="" type="checkbox"/>	ALU.	<input checked="" type="checkbox"/>	113,00 €
38		300-2202-1-008500850000-0001-00006	EWE-01-14-002(85x85)	85 x 85	↕	240 V	2 kg	15 W	216 p.	<input checked="" type="checkbox"/>	ALU.	<input checked="" type="checkbox"/>	141,00 €
38		300-2202-1-010501050000-0001-00003	EWE-01-14-002(105x105)	105 x 105	↕	240 V	3 kg	18 W	252 p.	<input checked="" type="checkbox"/>	ALU.	<input checked="" type="checkbox"/>	148,00 €
38		300-2202-1-012001200000-0001-00009	EWE-01-14-002(120x120)	120 x 120	↕	240 V	3 kg	20 W	288 p.	<input checked="" type="checkbox"/>	ALU.	<input checked="" type="checkbox"/>	171,00 €
38		300-2202-1-014501450000-0001-00002	EWE-01-14-002(145x145)	145 x 145	↕	240 V	4 kg	25 W	360 p.	<input checked="" type="checkbox"/>	ALU.	<input checked="" type="checkbox"/>	212,00 €
38		300-2202-1-019001900000-0001-00002	EWE-01-14-002(190x190)	190 x 190	↕	240 V	5 kg	35 W	504 p.	<input checked="" type="checkbox"/>	ALU.	<input checked="" type="checkbox"/>	296,00 €
38		300-2202-1-022502250000-0001-00002	EWE-01-14-002(225x225)	225 x 225	↕	240 V	7 kg	43 W	612 p.	<input checked="" type="checkbox"/>	ALU.	<input checked="" type="checkbox"/>	354,00 €








PG.	PIC	INDEKS	CATALOG NO.	DIM. [CM]	USE	APROX.			LIGHT	FB	MATERIAL	PAINT	PRICE
						VOL. [V]	WEIGHT [KG]	POWER [W]					
38		300-2202-1-005500450000-0001-00001	EWE-01-14-005(55x45)	55 x 45	↕	240 V	2 kg	5 W	72 p.	<input checked="" type="checkbox"/>	ALU.	<input checked="" type="checkbox"/>	80,00 €
38		300-2202-1-011000900000-0001-00001	EWE-01-14-005(110x90)	110 x 90	↕	240 V	3 kg	10 W	144 p.	<input checked="" type="checkbox"/>	ALU.	<input checked="" type="checkbox"/>	131,00 €
38		300-2202-1-016501350000-0001-00001	EWE-01-14-005(165x135)	165 x 135	↕	240 V	4 kg	15 W	216 p.	<input checked="" type="checkbox"/>	ALU.	<input checked="" type="checkbox"/>	190,00 €
38		300-2202-1-009000700000-0001-00001	EWE-01-14-006(90x70)	90 x 70	↕	240 V	3 kg	15 W	216 p.	<input checked="" type="checkbox"/>	ALU.	<input checked="" type="checkbox"/>	126,00 €
38		300-2202-1-011500950000-0001-00001	EWE-01-14-006(115x95)	115 x 95	↕	240 V	3 kg	15 W	216 p.	<input checked="" type="checkbox"/>	ALU.	<input checked="" type="checkbox"/>	165,00 €
38		300-2202-1-014501150000-0001-00001	EWE-01-14-006(145x115)	145 x 115	↕	240 V	4 kg	25 W	360 p.	<input checked="" type="checkbox"/>	ALU.	<input checked="" type="checkbox"/>	210,00 €
38		300-2202-1-019501600000-0001-00001	EWE-01-14-006(195x160)	195 x 160	↕	240 V	6 kg	35 W	504 p.	<input checked="" type="checkbox"/>	ALU.	<input checked="" type="checkbox"/>	316,00 €

PG.	PIC	INDEKS	CATALOG NO.	DIM. [CM]	USE	APROX.			LIGHT	FB	MATERIAL	PAINT	PRICE
						VOL. [V]	WEIGHT [KG]	POWER [W]					
38		300-2202-1-022001800000-0001-00001	EWE-01-14-006(220x180)	220 x 180	↕	240 V	7 kg	40 W	576 p.	<input checked="" type="checkbox"/>	ALU.	<input checked="" type="checkbox"/>	374,00 €
38		300-2202-1-007001100000-0001-00002	EWE-01-14-008(70x110)	70 x 110	↕	240 V	3 kg	15 W	216 p.	<input checked="" type="checkbox"/>	ALU.	<input checked="" type="checkbox"/>	165,00 €
38		300-2202-1-009501450000-0001-00001	EWE-01-14-008(95x145)	95 x 145	↕	240 V	4 kg	20 W	288 p.	<input checked="" type="checkbox"/>	ALU.	<input checked="" type="checkbox"/>	203,00 €
38		300-2202-1-011001700000-0001-00001	EWE-01-14-008(110x170)	110 x 170	↕	240 V	4 kg	25 W	360 p.	<input checked="" type="checkbox"/>	ALU.	<input checked="" type="checkbox"/>	215,00 €
38		300-2202-1-013002000000-0001-00001	EWE-01-14-008(130x200)	130 x 200	↕	240 V	5 kg	30 W	432 p.	<input checked="" type="checkbox"/>	ALU.	<input checked="" type="checkbox"/>	252,00 €
38		300-2202-1-015002300000-0001-00001	EWE-01-14-008(150x230)	150 x 230	↕	240 V	6 kg	35 W	504 p.	<input checked="" type="checkbox"/>	ALU.	<input checked="" type="checkbox"/>	292,00 €
38		300-2202-1-009500950000-0001-00001	EWE-01-16-002(95)	95 x 95	↕	240 V	3 kg	20 W	288 p.	<input checked="" type="checkbox"/>	ALU.	<input checked="" type="checkbox"/>	179,00 €



PG.	PIC	INDEKS	CATALOG NO.	DIM. [CM]	USE	APROX.			LIGHT	FB	MATERIAL	PAINT	PRICE
						VOL. [V]	WEIGHT [KG]	POWER [W]					
38		300-2202-1-013001300000-0001-00001	EWE-01-16-002(130x130)	130 x 130	↕	240 V	4 kg	28 W	396 p.	<input checked="" type="checkbox"/>	ALU.	<input checked="" type="checkbox"/>	242,00 €
38		300-2202-1-016501650000-0001-00004	EWE-01-16-002(165x165)	165 x 165	↕	240 V	5 kg	35 W	504 p.	<input checked="" type="checkbox"/>	ALU.	<input checked="" type="checkbox"/>	303,00 €
38		300-2202-1-019001900000-0001-00001	EWE-01-16-002(190x190)	190 x 190	↕	240 V	6 kg	40 W	576 p.	<input checked="" type="checkbox"/>	ALU.	<input checked="" type="checkbox"/>	362,00 €
38		300-2202-1-022002200000-0001-00001	EWE-01-16-002(220x220)	220 x 220	↕	240 V	7 kg	45 W	648 p.	<input checked="" type="checkbox"/>	ALU.	<input checked="" type="checkbox"/>	417,00 €
38		300-2202-1-017501750000-0001-00001	EWE-01-16-003(175)	175 x 175	↕	240 V	8 kg	45 W	648 p.	<input checked="" type="checkbox"/>	ALU.	<input checked="" type="checkbox"/>	438,00 €
38		300-2202-1-020002000000-0001-00001	EWE-01-16-003(200)	200 x 200	↕	240 V	9 kg	53 W	756 p.	<input checked="" type="checkbox"/>	ALU.	<input checked="" type="checkbox"/>	528,00 €
38		300-2202-1-023002300000-0001-00001	EWE-01-16-003(230)	230 x 230	↕	240 V	11 kg	60 W	864 p.	<input checked="" type="checkbox"/>	ALU.	<input checked="" type="checkbox"/>	615,00 €






PG.	PIC	INDEKS	CATALOG NO.	DIM. [CM]	USE	APROX.			LIGHT	FB	MATERIAL	PAINT	PRICE
						VOL. [V]	WEIGHT [KG]	POWER [W]					
38		300-2202-1-014001400000-0001-00007	EWE-01-16-004(140)	140 x 140	↕	240 V	8 kg	62 W	870 p.	<input checked="" type="checkbox"/>	ALU.	<input checked="" type="checkbox"/>	441,00 €
38		300-2202-1-016501650000-0001-00005	EWE-01-16-004(165)	165 x 165	↕	240 V	9 kg	76 W	1064 p.	<input checked="" type="checkbox"/>	ALU.	<input checked="" type="checkbox"/>	459,00 €
38		300-2202-1-019001900000-0001-00003	EWE-01-16-004(190)	190 x 190	↕	240 V	11 kg	91 W	1280 p.	<input checked="" type="checkbox"/>	ALU.	<input checked="" type="checkbox"/>	574,00 €
38		300-2202-1-022502250000-0001-00003	EWE-01-16-004(225)	225 x 225	↕	240 V	14 kg	109 W	1524 p.	<input checked="" type="checkbox"/>	ALU.	<input checked="" type="checkbox"/>	858,00 €
38		300-2202-1-027002700000-0001-00001	EWE-01-16-004(270)	270 x 270	↕	240 V	24 kg	124 W	1740 p.	<input checked="" type="checkbox"/>	ALU.	<input checked="" type="checkbox"/>	1 199,00 €
38		300-2202-1-030503050000-0001-00001	EWE-01-16-004(305)	305 x 305	↕	240 V	28 kg	147 W	2056 p.	<input checked="" type="checkbox"/>	ALU.	<input checked="" type="checkbox"/>	1 459,00 €
38		300-2202-1-012001200000-0001-00010	EWE-01-14-011(120)	120 x 120	↕	240 V	6 kg	41 W	568 p.	<input checked="" type="checkbox"/>	ALU.	<input checked="" type="checkbox"/>	416,00 €








PG.	PIC	INDEKS	CATALOG NO.	DIM. [CM]	USE	APROX.			LIGHT	FB	MATERIAL	PAINT	PRICE
						VOL. [V]	WEIGHT [KG]	POWER [W]					
38		300-2202-1-019001900000-0001-00004	EWE-01-14-011(190)	190 x 190	↕	240 V	9 kg	65 W	906 p.	<input checked="" type="checkbox"/>	ALU.	<input checked="" type="checkbox"/>	560,00 €
38		300-2202-1-036003600000-0001-00001	EWE-01-14-011(360)	360 x 360	↕	240 V	31 kg	124 W	1740 p.	<input checked="" type="checkbox"/>	ALU.	<input checked="" type="checkbox"/>	1 512,00 €
38		300-2202-1-036003600000-0001-00002	EWE-01-14-012(360x360)	360 x 360	↕	240 V	36 kg	181 W	2500 p.	<input checked="" type="checkbox"/>	ALU.	<input checked="" type="checkbox"/>	1 951,00 €
39		300-2202-1-005000500000-0001-00002	EWE-01-14-010(50)	50 x 50	↕	240 V	2 kg	10 W	144 p.	<input checked="" type="checkbox"/>	ALU.	<input checked="" type="checkbox"/>	110,00 €
39		300-2202-1-007500750000-0001-00002	EWE-01-14-010(75)	75 x 75	↕	240 V	3 kg	15 W	216 p.	<input checked="" type="checkbox"/>	ALU.	<input checked="" type="checkbox"/>	134,00 €
39		300-2202-1-006000600000-0001-00006	EWE-01-14-007(60)	60 x 60	↕	240 V	2 kg	10 W	144 p.	<input checked="" type="checkbox"/>	ALU.	<input checked="" type="checkbox"/>	109,00 €
39		300-2202-1-008500850000-0001-00005	EWE-01-14-007(85)	85 x 85	↕	240 V	3 kg	18 W	252 p.	<input checked="" type="checkbox"/>	ALU.	<input checked="" type="checkbox"/>	143,00 €


PG.	PIC	INDEKS	CATALOG NO.	DIM. [CM]	USE	APROX.			LIGHT	FB	MATERIAL	PAINT	PRICE
						VOL. [V]	WEIGHT [KG]	POWER [W]					
39		300-2202-1-011501150000-0001-00003	EWE-01-14-007(115)	115 x 115	↕	240 V	4 kg	23 W	324 p.	<input checked="" type="checkbox"/>	ALU.	<input checked="" type="checkbox"/>	181,00 €
39		300-2202-1-014001400000-0001-00006	EWE-01-14-007(140)	140 x 140	↕	240 V	4 kg	28 W	396 p.	<input checked="" type="checkbox"/>	ALU.	<input checked="" type="checkbox"/>	218,00 €
39		300-2202-1-018501850000-0001-00001	EWE-01-14-007(185)	185 x 185	↕	240 V	6 kg	35 W	504 p.	<input checked="" type="checkbox"/>	ALU.	<input checked="" type="checkbox"/>	290,00 €
39		300-2202-1-021002100000-0001-00002	EWE-01-14-007(210)	210 x 210	↕	240 V	7 kg	40 W	576 p.	<input checked="" type="checkbox"/>	ALU.	<input checked="" type="checkbox"/>	353,00 €
39		300-2202-1-014501450000-0001-00003	EWE-01-14-014(145x145)	145 x 145	↕	240 V	7 kg	39 W	465 p.	<input checked="" type="checkbox"/>	ALU.	<input checked="" type="checkbox"/>	446,00 €
39		300-2202-1-014501450000-0001-00004	EWE-01-14-016(145x145)	145 x 145	↕	240 V	6 kg	33 W	460 p.	<input checked="" type="checkbox"/>	ALU.	<input checked="" type="checkbox"/>	329,00 €
39		300-2202-1-011001100000-0001-00007	EWE-01-14-013(110x110)	110 x 110	↕	240 V	4 kg	18 W	252 p.	<input checked="" type="checkbox"/>	ALU.	<input checked="" type="checkbox"/>	220,00 €

















PG.	PIC	INDEKS	CATALOG NO.	DIM. [CM]	USE	APROX.			LIGHT	FB	MATERIAL	PAINT	PRICE
						VOL. [V]	WEIGHT [KG]	POWER [W]					
39		300-2202-1-016001600000-0001-00002	EWE-01-14-013(160x160)	160 x 160	↕	240 V	5 kg	25 W	360 p.	<input checked="" type="checkbox"/>	ALU.	<input checked="" type="checkbox"/>	295,00 €
39		300-2202-1-011001100000-0001-00008	EWE-01-14-015(110x110)	110 x 110	↕	240 V	4 kg	18 W	252 p.	<input checked="" type="checkbox"/>	ALU.	<input checked="" type="checkbox"/>	247,00 €
39		300-2202-1-016001600000-0001-00003	EWE-01-14-015(160x160)	160 x 160	↕	240 V	5 kg	25 W	360 p.	<input checked="" type="checkbox"/>	ALU.	<input checked="" type="checkbox"/>	325,00 €
40		300-2202-2-006000600000-0001-00004	EWE-02-14-001(60x60)	60 x 60	↕	240 V	2 kg	13 W	180 p.	<input checked="" type="checkbox"/>	ALU.	<input checked="" type="checkbox"/>	141,00 €
40		300-2202-2-008000800000-0001-00005	EWE-02-14-001(80x80)	80 x 80	↕	240 V	3 kg	18 W	252 p.	<input checked="" type="checkbox"/>	ALU.	<input checked="" type="checkbox"/>	171,00 €
40		300-2202-2-010001000000-0001-00003	EWE-02-14-001(100x100)	100 x 100	↕	240 V	4 kg	25 W	360 p.	<input checked="" type="checkbox"/>	ALU.	<input checked="" type="checkbox"/>	204,00 €
40		300-2202-2-020002000000-0001-00004	EWE-02-14-001(200x200)	200 x 200	↕	240 V	8 kg	48 W	684 p.	<input checked="" type="checkbox"/>	ALU.	<input checked="" type="checkbox"/>	451,00 €








PG.	PIC	INDEKS	CATALOG NO.	DIM. [CM]	USE	APROX.			LIGHT	FB	MATERIAL	PAINT	PRICE
						VOL. [V]	WEIGHT [KG]	POWER [W]					
40		300-2202-2-009500950000-0001-00002	EWE-02-16-002(95x95)	95 x 95	↕	240 V	4 kg	18 W	252 p.	<input checked="" type="checkbox"/>	ALU.	<input checked="" type="checkbox"/>	193,00 €
40		300-2202-2-012001200000-0001-00002	EWE-02-16-002(120x120)	120 x 120	↕	240 V	4 kg	23 W	324 p.	<input checked="" type="checkbox"/>	ALU.	<input checked="" type="checkbox"/>	244,00 €
40		300-2202-2-016501650000-0001-00002	EWE-02-16-002(165x165)	165 x 165	↕	240 V	7 kg	33 W	468 p.	<input checked="" type="checkbox"/>	ALU.	<input checked="" type="checkbox"/>	356,00 €
40		300-2202-2-020002000000-0001-00005	EWE-02-16-002(200x200)	200 x 200	↕	240 V	9 kg	40 W	576 p.	<input checked="" type="checkbox"/>	ALU.	<input checked="" type="checkbox"/>	439,00 €
40		300-2202-2-008000800000-0001-00006	EWE-02-14-011(80)	80 x 80	↕	240 V	3 kg	18 W	252 p.	<input checked="" type="checkbox"/>	ALU.	<input checked="" type="checkbox"/>	219,00 €
40		300-2202-2-010001000000-0001-00001	EWE-02-14-011(100)	100 x 100	↕	240 V	4 kg	20 W	288 p.	<input checked="" type="checkbox"/>	ALU.	<input checked="" type="checkbox"/>	248,00 €
40		300-2202-2-012001200000-0001-00001	EWE-02-14-011(120)	120 x 120	↕	240 V	5 kg	25 W	360 p.	<input checked="" type="checkbox"/>	ALU.	<input checked="" type="checkbox"/>	277,00 €






PG.	PIC	INDEKS	CATALOG NO.	DIM. [CM]	USE	APROX.			LIGHT	FB	MATERIAL	PAINT	PRICE
						VOL. [V]	WEIGHT [KG]	POWER [W]					
40		300-2202-2-014501450000-0001-00002	EWE-02-14-011(145)	145 x 145	↕	240 V	6 kg	25 W	360 p.	<input checked="" type="checkbox"/>	ALU.	<input checked="" type="checkbox"/>	293,00 €
40		300-2202-2-016501650000-0001-00001	EWE-02-14-011(165)	165 x 165	↕	240 V	7 kg	35 W	504 p.	<input checked="" type="checkbox"/>	ALU.	<input checked="" type="checkbox"/>	361,00 €
40		300-2202-2-018501850000-0001-00001	EWE-02-14-011(185)	185 x 185	↕	240 V	9 kg	40 W	576 p.	<input checked="" type="checkbox"/>	ALU.	<input checked="" type="checkbox"/>	448,00 €
40		300-2202-2-023002300000-0001-00001	EWE-02-14-011(230)	230 x 230	↕	240 V	11 kg	50 W	720 p.	<input checked="" type="checkbox"/>	ALU.	<input checked="" type="checkbox"/>	591,00 €
40		300-2202-2-029002900000-0001-00001	EWE-02-14-011(290)	290 x 290	↕	240 V	19 kg	65 W	936 p.	<input checked="" type="checkbox"/>	ALU.	<input checked="" type="checkbox"/>	942,00 €
40		300-2202-1-011001100000-0001-00009	EWE-02-14-004(110)	110 x 110	↕	240 V	5 kg	35 W	504 p.	<input checked="" type="checkbox"/>	ALU.	<input checked="" type="checkbox"/>	311,00 €
40		300-2202-2-008000800000-0001-00008	EWE-02-14-009(80x80)	80 x 80	↕	240 V	4 kg	20 W	288 p.	<input checked="" type="checkbox"/>	ALU.	<input checked="" type="checkbox"/>	216,00 €

PG.	PIC	INDEKS	CATALOG NO.	DIM. [CM]	USE	APROX.			LIGHT	FB	MATERIAL	PAINT	PRICE
						VOL. [V]	WEIGHT [KG]	POWER [W]					
40		300-2202-2-009500950000-0001-00003	EWE-02-14-009(95x95)	95 x 95	↕	240 V	5 kg	25 W	360 p.	<input checked="" type="checkbox"/>	ALU.	<input checked="" type="checkbox"/>	258,00 €
40		300-2202-2-013501350000-0001-00002	EWE-02-14-009(135x135)	135 x 135	↕	240 V	7 kg	35 W	504 p.	<input checked="" type="checkbox"/>	ALU.	<input checked="" type="checkbox"/>	351,00 €
40		300-2202-2-019001900000-0001-00001	EWE-02-14-009(190x190)	190 x 190	↕	240 V	10 kg	50 W	720 p.	<input checked="" type="checkbox"/>	ALU.	<input checked="" type="checkbox"/>	490,00 €
40		300-2202-2-008500850000-0001-00002	EWE-02-14-006(85x85)	85 x 85	↕	240 V	4 kg	28 W	396 p.	<input checked="" type="checkbox"/>	ALU.	<input checked="" type="checkbox"/>	245,00 €
40		300-2202-2-010001000000-0001-00007	EWE-02-14-006(100x100)	100 x 100	↕	240 V	5 kg	30 W	432 p.	<input checked="" type="checkbox"/>	ALU.	<input checked="" type="checkbox"/>	274,00 €
40		300-2202-2-012001200000-0001-00003	EWE-02-14-006(120x120)	120 x 120	↕	240 V	6 kg	38 W	540 p.	<input checked="" type="checkbox"/>	ALU.	<input checked="" type="checkbox"/>	323,00 €
40		300-2202-2-015501550000-0001-00003	EWE-02-14-006(155x155)	155 x 155	↕	240 V	7 kg	48 W	684 p.	<input checked="" type="checkbox"/>	ALU.	<input checked="" type="checkbox"/>	383,00 €




PG.	PIC	INDEKS	CATALOG NO.	DIM. [CM]	USE	APROX.			LIGHT	FB	MATERIAL	PAINT	PRICE
						VOL. [V]	WEIGHT [KG]	POWER [W]					
40		300-2202-2-020002000000-0001-00006	EWE-02-14-006(200x200)	200 x 200	↕	240 V	11 kg	63 W	900 p.	<input checked="" type="checkbox"/>	ALU.	<input checked="" type="checkbox"/>	543,00 €
40		300-2202-2-024002400000-0001-00001	EWE-02-14-006(240x240)	240 x 240	↕	240 V	13 kg	75 W	1080 p.	<input checked="" type="checkbox"/>	ALU.	<input checked="" type="checkbox"/>	660,00 €
40		300-2202-2-007000700000-0001-00002	EWE-02-16-009(70)	70 x 70	↕	240 V	3 kg	23 W	324 p.	<input checked="" type="checkbox"/>	ALU.	<input checked="" type="checkbox"/>	231,00 €
40		300-2202-2-009000900000-0001-00004	EWE-02-16-009(90)	90 x 90	↕	240 V	4 kg	28 W	396 p.	<input checked="" type="checkbox"/>	ALU.	<input checked="" type="checkbox"/>	281,00 €
40		300-2202-2-011001100000-0001-00001	EWE-02-16-009(110)	110 x 110	↕	240 V	5 kg	35 W	504 p.	<input checked="" type="checkbox"/>	ALU.	<input checked="" type="checkbox"/>	322,00 €
40		300-2202-2-016001600000-0001-00003	EWE-02-16-009(160)	160 x 160	↕	240 V	8 kg	55 W	792 p.	<input checked="" type="checkbox"/>	ALU.	<input checked="" type="checkbox"/>	458,00 €
40		300-2202-2-010001000000-0001-00009	EWE-02-14-003(100x100)	100 x 100	↕	240 V	6 kg	43 W	612 p.	<input checked="" type="checkbox"/>	ALU.	<input checked="" type="checkbox"/>	356,00 €

PG.	PIC	INDEKS	CATALOG NO.	DIM. [CM]	USE	APROX.			LIGHT	FB	MATERIAL	PAINT	PRICE
						VOL. [V]	WEIGHT [KG]	POWER [W]					
40		300-2202-2-015001500000-0001-00001	EWE-02-14-003(150x150)	150 x 150	↕	240 V	9 kg	63 W	900 p.	<input checked="" type="checkbox"/>	ALU.	<input checked="" type="checkbox"/>	484,00 €
40		300-2202-2-020002000000-0001-00002	EWE-02-14-003(200x200)	200 x 200	↕	240 V	13 kg	78 W	1116 p.	<input checked="" type="checkbox"/>	ALU.	<input checked="" type="checkbox"/>	688,00 €
40		300-2202-2-015501550000-0001-00004	EWE-02-16-008(155)	155 x 155	↕	240 V	8 kg	39 W	524 p.	<input checked="" type="checkbox"/>	ALU.	<input checked="" type="checkbox"/>	466,00 €
40		300-2202-2-019001900000-0001-00003	EWE-02-16-008(190)	190 x 190	↕	240 V	11 kg	52 W	696 p.	<input checked="" type="checkbox"/>	ALU.	<input checked="" type="checkbox"/>	588,00 €
40		300-2202-2-022502250000-0001-00003	EWE-02-16-008(225)	225 x 225	↕	240 V	15 kg	69 W	918 p.	<input checked="" type="checkbox"/>	ALU.	<input checked="" type="checkbox"/>	775,00 €
40		300-2202-2-029502950000-0001-00002	EWE-02-16-008(295)	295 x 295	↕	240 V	25 kg	101 W	1348 p.	<input checked="" type="checkbox"/>	ALU.	<input checked="" type="checkbox"/>	1 321,00 €
40		300-2202-2-010001000000-0001-00011	EWE-02-14-008(100)	100 x 100	↕	240 V	5 kg	35 W	504 p.	<input checked="" type="checkbox"/>	ALU.	<input checked="" type="checkbox"/>	311,00 €


PG.	PIC	INDEKS	CATALOG NO.	DIM. [CM]	USE	APROX.			LIGHT	FB	MATERIAL	PAINT	PRICE
						VOL. [V]	WEIGHT [KG]	POWER [W]					
41		300-2202-2-006500650000-0001-00001	EWE-02-19-007(65x65)	65 x 65	↕	240 V	3 kg	15 W	216 p.	<input checked="" type="checkbox"/>	ALU.	<input checked="" type="checkbox"/>	229,00 €
41		300-2202-2-011501150000-0001-00001	EWE-02-19-007(115x115)	115 x 115	↕	240 V	5 kg	30 W	432 p.	<input checked="" type="checkbox"/>	ALU.	<input checked="" type="checkbox"/>	399,00 €
41		300-2202-2-006500650000-0001-00002	EWE-02-19-009(65x65)	65 x 65	↕	240 V	4 kg	25 W	360 p.	<input checked="" type="checkbox"/>	ALU.	<input checked="" type="checkbox"/>	281,00 €
41		300-2202-2-012001200000-0001-00005	EWE-02-19-009(120x120)	120 x 120	↕	240 V	7 kg	48 W	684 p.	<input checked="" type="checkbox"/>	ALU.	<input checked="" type="checkbox"/>	489,00 €
43		300-2202-2-011001100000-0001-00002	EWE-05-14-001(110x110)	110 x 110	↕	240 V	5 kg	28 W	388 p.	<input checked="" type="checkbox"/>	ALU.	<input checked="" type="checkbox"/>	562,00 €
43		300-2202-2-024002400000-0001-00003	EWE-05-14-001(240x240)	240 x 240	↕	240 V	12 kg	56 W	776 p.	<input checked="" type="checkbox"/>	ALU.	<input checked="" type="checkbox"/>	904,00 €
43		300-2202-10-016001600000-0001-00001	EWE-05-14-002(160x160)	160 x 160	↕	240 V	10 kg	46 W	602 p.	<input checked="" type="checkbox"/>	ALU.	<input checked="" type="checkbox"/>	749,00 €

PG.	PIC	INDEKS	CATALOG NO.	DIM. [CM]	USE	APROX.			LIGHT	FB	MATERIAL	PAINT	PRICE
						VOL. [V]	WEIGHT [KG]	POWER [W]					
43		300-2202-10-023002300000-0001-00001	EWE-05-14-002(230x230)	230 x 230	↕	240 V	14 kg	68 W	896 p.	<input checked="" type="checkbox"/>	ALU.	<input checked="" type="checkbox"/>	1 043,00 €
43		300-2202-10-024002400000-0001-00001	EWE-05-15-001(240)	240 x 240	↕	240 V	22 kg	152 W	2077 p.	<input checked="" type="checkbox"/>	ALU.	<input checked="" type="checkbox"/>	1 464,00 €
43		300-2202-10-022002200000-0001-00001	EWE-05-19-003(220)	220 x 220	↕	240 V	15 kg	80 W	1076 p.	<input checked="" type="checkbox"/>	ALU.	<input checked="" type="checkbox"/>	1 316,00 €
43		300-2202-10-027002700000-0001-00001	EWE-05-19-003(270)	270 x 270	↕	240 V	35 kg	130 W	1720 p.	<input checked="" type="checkbox"/>	ALU.	<input checked="" type="checkbox"/>	2 046,00 €
43		300-2202-2-017001650000-0001-00001	EWE-05-19-006(170x165)	170 x 165	↕	240 V	12 kg	69 W	918 p.	<input checked="" type="checkbox"/>	ALU.	<input checked="" type="checkbox"/>	976,00 €
44		300-2302-9-028002300035-0001-00001	EWE-21-18-001(280x230x35)	280 x 230 x 35	↕	240 V	35 kg	131 W	1788 p.	<input checked="" type="checkbox"/>	ALU.	<input checked="" type="checkbox"/>	2 943,00 €
44		300-2303-9-037002700035-0001-00001	EWE-21-18-001(370x270x35)	370 x 270 x 35	↕	240 V	48 kg	185 W	2512 p.	<input checked="" type="checkbox"/>	ALU.	<input checked="" type="checkbox"/>	3 985,00 €

















PG.	PIC	INDEKS	CATALOG NO.	DIM. [CM]	USE	APROX.			LIGHT	FB	MATERIAL	PAINT	PRICE
						VOL. [V]	WEIGHT [KG]	POWER [W]					
44		300-2302-9-049004100050-0001-00001	EWE-21-18-001(490x410x50)	490 x 410 x 50	↕	240 V	119 kg	590 W	7888 p.	<input checked="" type="checkbox"/>	ALU.	<input checked="" type="checkbox"/>	8 908,00 €
44		300-2202-9-020000400000-0001-00001	EWE-26-18-001(200x40)	200 x 40	↕	240 V	6 kg	21 W	280 p.	<input checked="" type="checkbox"/>	ALU.	<input checked="" type="checkbox"/>	360,00 €
44		300-2202-9-020000600000-0001-00001	EWE-26-18-001(200x60)	200 x 60	↕	240 V	7 kg	25 W	330 p.	<input checked="" type="checkbox"/>	ALU.	<input checked="" type="checkbox"/>	437,00 €
44		300-2202-9-020001000000-0001-00001	EWE-26-18-001(200x100)	200 x 100	↕	240 V	10 kg	33 W	430 p.	<input checked="" type="checkbox"/>	ALU.	<input checked="" type="checkbox"/>	572,00 €
44		300-2302-9-022002100040-0001-00001	EWE-21-19-003(220x210x40)	220 x 210 x 40	↕	240 V	32 kg	135 W	1838 p.	<input checked="" type="checkbox"/>	ALU.	<input checked="" type="checkbox"/>	2 677,00 €
44		300-2202-9-011001250000-0001-00001	EWE-21-19-004(110x125)	110 x 125	↕	240 V	7 kg	32 W	438 p.	<input checked="" type="checkbox"/>	ALU.	<input checked="" type="checkbox"/>	699,00 €
44		300-2202-9-022002500000-0001-00001	EWE-21-19-004(220x250)	220 x 250	↕	240 V	19 kg	77 W	1048 p.	<input checked="" type="checkbox"/>	ALU.	<input checked="" type="checkbox"/>	1 401,00 €








PG.	PIC	INDEKS	CATALOG NO.	DIM. [CM]	USE	APROX.			LIGHT	FB	MATERIAL	PAINT	PRICE
						VOL. [V]	WEIGHT [KG]	POWER [W]					
44		300-2302-9-022001700040-0001-00001	EWE-21-19-002(220x170x40)	220 x 170 x 40	↕	240 V	21 kg	94 W	1278 p.	<input checked="" type="checkbox"/>	ALU.	<input checked="" type="checkbox"/>	1 975,00 €
45		300-2202-99-009002000000-0001-00001	EWE-16-16-001(90x200)	90 x 200	↕	240 V	9 kg	39 W	524 p.	<input checked="" type="checkbox"/>	ALU.	<input checked="" type="checkbox"/>	639,00 €
45		300-2202-99-017003800000-0001-00001	EWE-16-16-001(170x380)	170 x 380	↕	240 V	21 kg	68 W	926 p.	<input checked="" type="checkbox"/>	ALU.	<input checked="" type="checkbox"/>	1 369,00 €
45		300-2202-99-023005100000-0001-00001	EWE-16-16-001(230x510)	230 x 510	↕	240 V	37 kg	106 W	1428 p.	<input checked="" type="checkbox"/>	ALU.	<input checked="" type="checkbox"/>	2 223,00 €
45		300-2202-10-009500950000-0001-00001	EWE-08-16-001(95x95)	95 x 95	↕	240 V	4 kg	16 W	208 p.	<input checked="" type="checkbox"/>	ALU.	<input checked="" type="checkbox"/>	226,00 €
45		300-2202-10-012501250000-0001-00002	EWE-08-16-001(125x125)	125 x 125	↕	240 V	6 kg	22 W	294 p.	<input checked="" type="checkbox"/>	ALU.	<input checked="" type="checkbox"/>	284,00 €
45		300-2202-10-019001900000-0001-00001	EWE-08-16-001(190x190)	190 x 190	↕	240 V	10 kg	43 W	566 p.	<input checked="" type="checkbox"/>	ALU.	<input checked="" type="checkbox"/>	508,00 €








PG.	PIC	INDEKS	CATALOG NO.	DIM. [CM]	USE	APROX.			LIGHT	FB	MATERIAL	PAINT	PRICE
						VOL. [V]	WEIGHT [KG]	POWER [W]					
45		300-2202-10-006501250000-0001-00001	EWE-08-16-002(65x125)	65 x 125	↕	240 V	4 kg	13 W	172 p.	<input checked="" type="checkbox"/>	ALU.	<input checked="" type="checkbox"/>	219,00 €
45		300-2202-10-009501900000-0001-00001	EWE-08-16-002(95x190)	95 x 190	↕	240 V	10 kg	54 W	702 p.	<input checked="" type="checkbox"/>	ALU.	<input checked="" type="checkbox"/>	278,00 €
45		300-2202-10-012502500000-0001-00001	EWE-08-16-002(125x250)	125 x 250	↕	240 V	13 kg	68 W	888 p.	<input checked="" type="checkbox"/>	ALU.	<input checked="" type="checkbox"/>	443,00 €
46		300-2407-6-105005000000-0001-00001	EWE-15-14-001(1050x500)	1050 x 500	↕	240 V	162 kg	618 W	8702 p.	<input checked="" type="checkbox"/>	ALU.	<input checked="" type="checkbox"/>	7 457,00 €
46		300-2202-5-091503350000-0001-00001	EWE-03-14-006(915x335)	915 x 335	↕	240 V	94 kg	482 W	6698 p.	<input checked="" type="checkbox"/>	ALU.	<input checked="" type="checkbox"/>	2 400,00 €
46		300-2202-3-013001850000-0001-00002	EWE-17-20-003(130x185)	130 x 185	↕	240 V	7 kg	38 W	540 p.	<input checked="" type="checkbox"/>	ALU.	<input checked="" type="checkbox"/>	606,00 €
46		300-2202-3-013001850000-0001-00001	EWE-17-19-004(130x185)	130 x 185	↕	240 V	9 kg	58 W	790 p.	<input checked="" type="checkbox"/>	ALU.	<input checked="" type="checkbox"/>	778,00 €

PG.	PIC	INDEKS	CATALOG NO.	DIM. [CM]	USE	APROX.			LIGHT	FB	MATERIAL	PAINT	PRICE
						VOL. [V]	WEIGHT [KG]	POWER [W]					
46		300-2202-5-014001450000-0001-00001	EWE-03-14-003(140x145)	140 x 145	↕	240 V	7 kg	40 W	576 p.	<input checked="" type="checkbox"/>	ALU.	<input checked="" type="checkbox"/>	469,00 €
46		300-2202-5-021002200000-0001-00001	EWE-03-14-003(210x220)	210 x 220	↕	240 V	10 kg	68 W	972 p.	<input checked="" type="checkbox"/>	ALU.	<input checked="" type="checkbox"/>	703,00 €
46		300-2202-5-030503200000-0001-00001	EWE-03-14-003(305x320)	305 x 320	↕	240 V	22 kg	103 W	1476 p.	<input checked="" type="checkbox"/>	ALU.	<input checked="" type="checkbox"/>	1 260,00 €
46		300-2202-5-014001450000-0001-00002	EWE-03-14-004(140x145)	140 x 145	↕	240 V	8 kg	52 W	726 p.	<input checked="" type="checkbox"/>	ALU.	<input checked="" type="checkbox"/>	555,00 €
46		300-2202-5-021002200000-0001-00002	EWE-03-14-004(210x220)	210 x 220	↕	240 V	12 kg	88 W	1222 p.	<input checked="" type="checkbox"/>	ALU.	<input checked="" type="checkbox"/>	881,00 €
46		300-2202-5-030503200000-0001-00002	EWE-03-14-004(305x320)	305 x 320	↕	240 V	28 kg	151 W	2076 p.	<input checked="" type="checkbox"/>	ALU.	<input checked="" type="checkbox"/>	1 462,00 €
46		300-2202-5-014001450000-0001-00003	EWE-03-14-005(140x145)	140 x 145	↕	240 V	8 kg	40 W	576 p.	<input checked="" type="checkbox"/>	ALU.	<input checked="" type="checkbox"/>	526,00 €



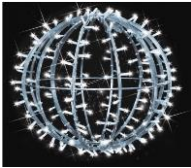
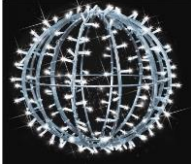


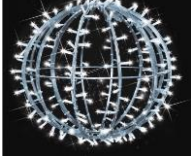
PG.	PIC	INDEKS	CATALOG NO.	DIM. [CM]	USE	APROX.			LIGHT	FB	MATERIAL	PAINT	PRICE
						VOL. [V]	WEIGHT [KG]	POWER [W]					
46		300-2202-5-021002200000-0001-00003	EWE-03-14-005(210x220)	210 x 220	↕	240 V	12 kg	68 W	972 p.	<input checked="" type="checkbox"/>	ALU.	<input checked="" type="checkbox"/>	783,00 €
46		300-2202-5-030503200000-0001-00003	EWE-03-14-005(305x320)	305 x 320	↕	240 V	26 kg	103 W	1476 p.	<input checked="" type="checkbox"/>	ALU.	<input checked="" type="checkbox"/>	1 426,00 €
46		300-2202-7-010501000000-0001-00001	EWE-07-16-001(105x100)	105 x 100	↕	240 V	6 kg	41 W	568 p.	<input checked="" type="checkbox"/>	ALU.	<input checked="" type="checkbox"/>	515,00 €
46		300-2202-7-015001450000-0001-00001	EWE-07-16-001(150x145)	150 x 145	↕	240 V	8 kg	60 W	834 p.	<input checked="" type="checkbox"/>	ALU.	<input checked="" type="checkbox"/>	756,00 €
46		300-2202-7-020502000000-0001-00001	EWE-07-16-001(205x200)	205 x 200	↕	240 V	11 kg	81 W	1136 p.	<input checked="" type="checkbox"/>	ALU.	<input checked="" type="checkbox"/>	1 024,00 €
46		300-2202-7-029002800000-0001-00001	EWE-07-16-001(290x280)	290 x 280	↕	240 V	30 kg	122 W	1696 p.	<input checked="" type="checkbox"/>	ALU.	<input checked="" type="checkbox"/>	1 544,00 €
47		300-2202-5-013002600000-0001-00002	EWE-03-17-001(130x260)	130 x 260	↕	240 V	11 kg	56 W	776 p.	<input checked="" type="checkbox"/>	ALU.	<input checked="" type="checkbox"/>	778,00 €








PG.	PIC	INDEKS	CATALOG NO.	DIM. [CM]	USE	APROX.			LIGHT	FB	MATERIAL	PAINT	PRICE
						VOL. [V]	WEIGHT [KG]	POWER [W]					
47		300-2202-5-020004000000-0001-00002	EWE-03-17-001(200x400)	200 x 400	↕	240 V	24 kg	100 W	1364 p.	<input checked="" type="checkbox"/>	ALU.	<input checked="" type="checkbox"/>	1 418,00 €
47		300-2202-5-030006000000-0001-00003	EWE-03-17-001(300x600)	300 x 600	↕	240 V	45 kg	173 W	2332 p.	<input checked="" type="checkbox"/>	ALU.	<input checked="" type="checkbox"/>	2 481,00 €
47		300-2202-5-027004000000-0001-00002	EWE-03-14-007(270x400)	270 x 400	↕	240 V	57 kg	231 W	3190 p.	<input checked="" type="checkbox"/>	ALU.	<input checked="" type="checkbox"/>	2 904,00 €
49		300-2202-6-024003000000-0001-00001	EWE-14-14-001(240x300)	240 x 300	↕	240 V	19 kg	135 W	1914 p.	<input checked="" type="checkbox"/>	ALU.	<input checked="" type="checkbox"/>	1 853,00 €
49		300-2202-6-029003000000-0001-00001	EWE-14-14-002(290x300)	290 x 300	↕	240 V	30 kg	169 W	2358 p.	<input checked="" type="checkbox"/>	ALU.	<input checked="" type="checkbox"/>	2 234,00 €
49		300-2202-6-024003100000-0001-00002	EWE-14-14-003(240x310)	240 x 310	↕	240 V	18 kg	100 W	1372 p.	<input checked="" type="checkbox"/>	ALU.	<input checked="" type="checkbox"/>	1 605,00 €
50		300-2203-11-048000900000-0001-00001	EWP-19-14-003(480x90)	480 x 90	↕	240 V	24 kg	88 W	1260 p.	<input checked="" type="checkbox"/>	ALU.	<input checked="" type="checkbox"/>	1 439,00 €




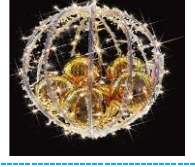
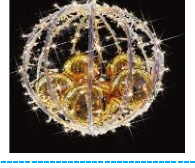
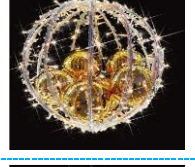

PG.	PIC	INDEKS	CATALOG NO.	DIM. [CM]	USE	APROX.			LIGHT	FB	MATERIAL	PAINT	PRICE
						VOL. [V]	WEIGHT [KG]	POWER [W]					
50		300-2203-11-070001150000-0001-00001	EWP-19-14-003(700x115)	700 x 115	↕	240 V	37 kg	125 W	1800 p.	<input checked="" type="checkbox"/>	ALU.	<input checked="" type="checkbox"/>	2 134,00 €
50		300-2203-11-047500700000-0001-00001	EWP-19-14-007(475x70)	475 x 70	↕	240 V	23 kg	88 W	1260 p.	<input checked="" type="checkbox"/>	ALU.	<input checked="" type="checkbox"/>	1 403,00 €
50		300-2203-11-073001050000-0001-00001	EWP-19-14-007(730x105)	730 x 105	↕	240 V	38 kg	135 W	1944 p.	<input checked="" type="checkbox"/>	ALU.	<input checked="" type="checkbox"/>	2 166,00 €
50		300-2203-11-047000800000-0001-00001	EWP-19-14-004(470x80)	470 x 80	↕	240 V	20 kg	85 W	1224 p.	<input checked="" type="checkbox"/>	ALU.	<input checked="" type="checkbox"/>	1 299,00 €
50		300-2203-11-070001300000-0001-00001	EWP-19-14-004(700x130)	700 x 130	↕	240 V	36 kg	128 W	1836 p.	<input checked="" type="checkbox"/>	ALU.	<input checked="" type="checkbox"/>	1 999,00 €
50		300-2203-11-036000700000-0001-00001	EWP-19-19-029(360x70)	360 x 70	↕	240 V	12 kg	65 W	936 p.	<input checked="" type="checkbox"/>	ALU.	<input checked="" type="checkbox"/>	1 092,00 €
50		300-2203-11-040000950000-0001-00001	EWP-19-14-008(400x95)	400 x 95	↕	240 V	21 kg	78 W	1116 p.	<input checked="" type="checkbox"/>	ALU.	<input checked="" type="checkbox"/>	1 267,00 €








PG.	PIC	INDEKS	CATALOG NO.	DIM. [CM]	USE	APROX.			LIGHT	FB	MATERIAL	PAINT	PRICE
						VOL. [V]	WEIGHT [KG]	POWER [W]					
50		300-2203-11-065001500000-0001-00001	EWP-19-14-008(650x150)	650 x 150	↕	240 V	43 kg	128 W	1836 p.	<input checked="" type="checkbox"/>	ALU.	<input checked="" type="checkbox"/>	2 095,00 €
51		300-2203-11-040000400000-0001-00001	EWP-19-14-002(400x40)	400 x 40	↕	240 V	12 kg	43 W	612 p.	<input checked="" type="checkbox"/>	ALU.	<input checked="" type="checkbox"/>	1 030,00 €
51		300-2203-11-053000500000-0001-00001	EWP-19-14-002(530x50)	530 x 50	↕	240 V	19 kg	55 W	792 p.	<input checked="" type="checkbox"/>	ALU.	<input checked="" type="checkbox"/>	1 260,00 €
51		300-2203-11-046000600000-0001-00001	EWP-19-14-005(460x60)	460 x 60	↕	240 V	20 kg	73 W	1044 p.	<input checked="" type="checkbox"/>	ALU.	<input checked="" type="checkbox"/>	1 267,00 €
51		300-2203-11-080001000000-0001-00001	EWP-19-14-005(800x100)	800 x 100	↕	240 V	36 kg	130 W	1872 p.	<input checked="" type="checkbox"/>	ALU.	<input checked="" type="checkbox"/>	2 001,00 €
51		300-2203-11-035500700000-0001-00001	EWP-19-14-001(355x70)	355 x 70	↕	240 V	10 kg	55 W	792 p.	<input checked="" type="checkbox"/>	ALU.	<input checked="" type="checkbox"/>	849,00 €
51		300-2203-11-060001150000-0001-00001	EWP-19-14-001(600x115)	600 x 115	↕	240 V	27 kg	95 W	1368 p.	<input checked="" type="checkbox"/>	ALU.	<input checked="" type="checkbox"/>	1 509,00 €













PG.	PIC	INDEKS	CATALOG NO.	DIM. [CM]	USE	APROX.			LIGHT	FB	MATERIAL	PAINT	PRICE
						VOL. [V]	WEIGHT [KG]	POWER [W]					
51		300-2203-11-080001500000-0001-00001	EWP-19-14-001(800x150)	800 x 150	↕	240 V	44 kg	128 W	1836 p.	<input checked="" type="checkbox"/>	ALU.	<input checked="" type="checkbox"/>	2 077,00 €
51		300-2203-11-060002500000-0001-00001	EWP-19-17-001(600x250)	600 x 250	↕	240 V	43 kg	215 W	3058 p.	<input checked="" type="checkbox"/>	ALU.	<input checked="" type="checkbox"/>	3 143,00 €
52		300-2304-10-006000600060-0001-00016	EKX-01-21-001(60)	60 x 60 x 60	↕	240 V	6 kg	16 W	200 p.	<input checked="" type="checkbox"/>	ALU.	<input checked="" type="checkbox"/>	339,00 €
52		300-2304-10-008000800080-0001-00014	EKX-01-21-001(80)	80 x 80 x 80	↕	240 V	9 kg	24 W	300 p.	<input checked="" type="checkbox"/>	ALU.	<input checked="" type="checkbox"/>	458,00 €
52		300-2304-10-010001000100-0001-00019	EKX-01-21-001(100)	100 x 100 x 100	↕	240 V	14 kg	32 W	400 p.	<input checked="" type="checkbox"/>	ALU.	<input checked="" type="checkbox"/>	600,00 €
52		300-2304-10-012001200120-0001-00007	EKX-01-21-001(120)	120 x 120 x 120	↕	240 V	20 kg	40 W	500 p.	<input checked="" type="checkbox"/>	ALU.	<input checked="" type="checkbox"/>	803,00 €
52		300-2304-10-014001400140-0001-00009	EKX-01-21-001(140)	140 x 140 x 140	↕	240 V	28 kg	56 W	700 p.	<input checked="" type="checkbox"/>	ALU.	<input checked="" type="checkbox"/>	1 102,00 €








PG.	PIC	INDEKS	CATALOG NO.	DIM. [CM]	USE	APROX.			LIGHT	FB	MATERIAL	PAINT	PRICE
						VOL. [V]	WEIGHT [KG]	POWER [W]					
52		300-2304-10-006000600060-0001-00017	EKX-01-21-002(60)	60 x 60 x 60	↕	240 V	7 kg	16 W	200 p.	<input checked="" type="checkbox"/>	ALU.	<input checked="" type="checkbox"/>	378,00 €
52		300-2304-10-008000800080-0001-00015	EKX-01-21-002(80)	80 x 80 x 80	↕	240 V	12 kg	32 W	400 p.	<input checked="" type="checkbox"/>	ALU.	<input checked="" type="checkbox"/>	603,00 €
52		300-2304-10-010001000100-0001-00020	EKX-01-21-002(100)	100 x 100 x 100	↕	240 V	15 kg	40 W	500 p.	<input checked="" type="checkbox"/>	ALU.	<input checked="" type="checkbox"/>	750,00 €
52		300-2304-10-012001200120-0001-00008	EKX-01-21-002(120)	120 x 120 x 120	↕	240 V	28 kg	56 W	700 p.	<input checked="" type="checkbox"/>	ALU.	<input checked="" type="checkbox"/>	1 069,00 €
52		300-2304-10-014001400140-0001-00010	EKX-01-21-002(140)	140 x 140 x 140	↕	240 V	37 kg	80 W	1000 p.	<input checked="" type="checkbox"/>	ALU.	<input checked="" type="checkbox"/>	1 446,00 €
52		300-2304-10-014001400140-0001-00005	EKX-02-14-003(140)	140 x 140 x 140	↓	240 V	16 kg	60 W	750 p.	<input checked="" type="checkbox"/>	ALU.	<input checked="" type="checkbox"/>	1 237,00 €
52		300-2304-10-006000600060-0001-00012	EKX-02-14-003(60)	60 x 60 x 60	↓	240 V	5 kg	16 W	200 p.	<input checked="" type="checkbox"/>	ALU.	<input checked="" type="checkbox"/>	450,00 €








PG.	PIC	INDEKS	CATALOG NO.	DIM. [CM]	USE	APROX.			LIGHT	FB	MATERIAL	PAINT	PRICE
						VOL. [V]	WEIGHT [KG]	POWER [W]					
52		300-2304-10-0080008000080-0001-00010	EKX-02-14-003(80)	80 x 80 x 80	↓	240 V	7 kg	24 W	300 p.	<input checked="" type="checkbox"/>	ALU.	<input checked="" type="checkbox"/>	567,00 €
52		300-2304-10-010001000100-0001-00011	EKX-02-14-003(100)	100 x 100 x 100	↓	240 V	10 kg	36 W	450 p.	<input checked="" type="checkbox"/>	ALU.	<input checked="" type="checkbox"/>	774,00 €
52		300-2304-10-012001200120-0001-00004	EKX-02-14-003(120)	120 x 120 x 120	↓	240 V	14 kg	52 W	650 p.	<input checked="" type="checkbox"/>	ALU.	<input checked="" type="checkbox"/>	1 012,00 €
52		300-2304-10-0060006000060-0001-00009	EKX-03-14-001(60)	60 x 60 x 60	↓	240 V	7 kg	16 W	200 p.	<input checked="" type="checkbox"/>	ALU.	<input checked="" type="checkbox"/>	482,00 €
52		300-2304-10-0080008000080-0001-00005	EKX-03-14-001(80)	80 x 80 x 80	↓	240 V	11 kg	24 W	300 p.	<input checked="" type="checkbox"/>	ALU.	<input checked="" type="checkbox"/>	657,00 €
52		300-2304-10-010001000100-0001-00012	EKX-03-14-001(100)	100 x 100 x 100	↓	240 V	15 kg	32 W	400 p.	<input checked="" type="checkbox"/>	ALU.	<input checked="" type="checkbox"/>	876,00 €
52		300-2304-10-012001200120-0001-00005	EKX-03-14-001(120)	120 x 120 x 120	↓	240 V	22 kg	40 W	500 p.	<input checked="" type="checkbox"/>	ALU.	<input checked="" type="checkbox"/>	1 227,00 €

PG.	PIC	INDEKS	CATALOG NO.	DIM. [CM]	USE	APROX.			LIGHT	FB	MATERIAL	PAINT	PRICE
						VOL. [V]	WEIGHT [KG]	POWER [W]					
52		300-2304-10-014001400140-0001-00006	EKX-03-14-001(140)	140 x 140 x 140	↓	240 V	32 kg	56 W	700 p.	<input checked="" type="checkbox"/>	ALU.	<input checked="" type="checkbox"/>	1 869,00 €
52		300-2304-10-006000600060-0001-00013	EKX-04-14-001(60)	60 x 60 x 60	↕	240 V	8 kg	16 W	200 p.	<input checked="" type="checkbox"/>	ALU.	<input checked="" type="checkbox"/>	438,00 €
52		300-2304-10-008000800080-0001-00011	EKX-04-14-001(80)	80 x 80 x 80	↕	240 V	13 kg	32 W	400 p.	<input checked="" type="checkbox"/>	ALU.	<input checked="" type="checkbox"/>	682,00 €
52		300-2304-10-010001000100-0001-00013	EKX-04-14-001(100)	100 x 100 x 100	↕	240 V	19 kg	48 W	600 p.	<input checked="" type="checkbox"/>	ALU.	<input checked="" type="checkbox"/>	966,00 €
52		300-2304-10-012001200120-0001-00006	EKX-04-14-001(120)	120 x 120 x 120	↕	240 V	33 kg	64 W	800 p.	<input checked="" type="checkbox"/>	ALU.	<input checked="" type="checkbox"/>	1 330,00 €
52		300-2304-10-014001400140-0001-00007	EKX-04-14-001(140)	140 x 140 x 140	↕	240 V	42 kg	80 W	1000 p.	<input checked="" type="checkbox"/>	ALU.	<input checked="" type="checkbox"/>	1 707,00 €
52		300-2304-10-015002000150-0021-00001	EWZ-18-16-003(150x200x150)	150 x 200 x 150	↓	240 V	35 kg	91 W	1166 p.	<input checked="" type="checkbox"/>	ALU.	<input checked="" type="checkbox"/>	2 896,00 €

PG.	PIC	INDEKS	CATALOG NO.	DIM. [CM]	USE	APROX.			LIGHT	FB	MATERIAL	PAINT	PRICE
						VOL. [V]	WEIGHT [KG]	POWER [W]					
52		300-2304-10-006000600060-0021-00003	EKX-09-16-001(60)	60 x 60 x 60	↓	240 V	10 kg	20 W	250 p.	<input checked="" type="checkbox"/>	ALU.	<input checked="" type="checkbox"/>	628,00 €
52		300-2304-10-008000800080-0021-00003	EKX-09-16-001(80)	80 x 80 x 80	↓	240 V	12 kg	24 W	300 p.	<input checked="" type="checkbox"/>	ALU.	<input checked="" type="checkbox"/>	781,00 €
52		300-2304-10-010001000100-0021-00004	EKX-09-16-001(100)	100 x 100 x 100	↓	240 V	16 kg	32 W	400 p.	<input checked="" type="checkbox"/>	ALU.	<input checked="" type="checkbox"/>	1 060,00 €
52		300-2304-10-012001200120-0021-00006	EKX-09-16-001(120)	120 x 120 x 120	↓	240 V	23 kg	48 W	600 p.	<input checked="" type="checkbox"/>	ALU.	<input checked="" type="checkbox"/>	1 299,00 €
52		300-2304-10-010000800100-0021-00001	EKX-03-19-001(100x80x100)	100 x 80 x 100	↓	240 V	16 kg	58 W	744 p.	<input checked="" type="checkbox"/>	ALU.	<input checked="" type="checkbox"/>	907,00 €
54		300-2304-1-015001500060-0021-00002	EWZ-01-14-003(150x150x60)	150 x 150 x 60	↕	240 V	16 kg	80 W	1000 p.	<input checked="" type="checkbox"/>	ALU.	<input checked="" type="checkbox"/>	1 158,00 €
54		300-2304-1-022502250060-0021-00001	EWZ-01-14-003(225x225x60)	225 x 225 x 60	↕	240 V	24 kg	120 W	1500 p.	<input checked="" type="checkbox"/>	ALU.	<input checked="" type="checkbox"/>	1 620,00 €

PG.	PIC	INDEKS	CATALOG NO.	DIM. [CM]	USE	APROX.			LIGHT	FB	MATERIAL	PAINT	PRICE
						VOL. [V]	WEIGHT [KG]	POWER [W]					
54		300-2304-10-004000800040-0001-00001	EWZ-01-16-008(40x80x40)	40 x 80 x 40	↕	240 V	2 kg	10 W	144 p.	<input checked="" type="checkbox"/>	ALU.	<input checked="" type="checkbox"/>	161,00 €
54		300-2204-1-015001500000-4021-00001	EWZ-01-19-006(150x150)	150 x 150	↕	240 V	8 kg	43 W	604 p.	<input checked="" type="checkbox"/>	ALU.	<input checked="" type="checkbox"/>	695,00 €
54		300-2204-1-022502250000-4021-00001	EWZ-01-19-006(225x225)	225 x 225	↕	240 V	14 kg	71 W	992 p.	<input checked="" type="checkbox"/>	ALU.	<input checked="" type="checkbox"/>	1 120,00 €
54		300-2304-1-015001500030-0001-00001	EWE-01-14-017(150x150x30)	150 x 150 x 30	↕	240 V	8 kg	48 W	684 p.	<input checked="" type="checkbox"/>	ALU.	<input checked="" type="checkbox"/>	490,00 €
54		300-2304-1-022502250030-0001-00001	EWE-01-14-017(225x225x30)	225 x 225 x 30	↕	240 V	11 kg	68 W	972 p.	<input checked="" type="checkbox"/>	ALU.	<input checked="" type="checkbox"/>	691,00 €
54		300-2304-1-016001600025-0021-00001	EWZ-01-19-007(160x160x25)	160 x 160 x 25	↕	240 V	17 kg	91 W	1166 p.	<input checked="" type="checkbox"/>	ALU.	<input checked="" type="checkbox"/>	1 291,00 €
54		300-2304-1-020002000030-0021-00001	EWZ-01-19-007(200x200x30)	200 x 200 x 30	↕	240 V	31 kg	136 W	1738 p.	<input checked="" type="checkbox"/>	ALU.	<input checked="" type="checkbox"/>	2 066,00 €







PG.	PIC	INDEKS	CATALOG NO.	DIM. [CM]	USE	APROX.			LIGHT	FB	MATERIAL	PAINT	PRICE
						VOL. [V]	WEIGHT [KG]	POWER [W]					
54		300-2304-1-011501150030-0001-00002	EWZ-01-14-002(115x115x30)	115 x 115 x 30	↕	240 V	4 kg	23 W	324 p.	<input checked="" type="checkbox"/>	ALU.	<input checked="" type="checkbox"/>	229,00 €
54		300-2304-1-018501850060-0001-00002	EWZ-01-14-002(185x185x60)	185 x 185 x 60	↕	240 V	7 kg	35 W	504 p.	<input checked="" type="checkbox"/>	ALU.	<input checked="" type="checkbox"/>	419,00 €
54		300-2304-99-005002000050-0001-00002	EWZ-13-14-001(50x200x50)	50 x 200 x 50	↕	240 V	10 kg	69 W	948 p.	<input checked="" type="checkbox"/>	ALU.	<input checked="" type="checkbox"/>	882,00 €
54		300-2304-99-005002000050-0001-00003	EWZ-13-14-002(50x200x50)	50 x 200 x 50	↕	240 V	11 kg	69 W	948 p.	<input checked="" type="checkbox"/>	ALU.	<input checked="" type="checkbox"/>	810,00 €
55		300-2304-99-012502000125-0021-00001	EWZ-16-19-053(125x200x125)	125 x 200 x 125	↕	240 V	23 kg	128 W	1600 p.	<input checked="" type="checkbox"/>	ALU.	<input checked="" type="checkbox"/>	2 075,00 €
55		300-2304-99-018503000185-0021-00001	EWZ-16-19-053(185x300x185)	185 x 300 x 185	↕	240 V	61 kg	288 W	3600 p.	<input checked="" type="checkbox"/>	ALU.	<input checked="" type="checkbox"/>	4 498,00 €
55		300-2304-99-024504000245-0021-00001	EWZ-16-19-053(245x400x245)	245 x 400 x 245	↕	240 V	121 kg	496 W	6200 p.	<input checked="" type="checkbox"/>	ALU.	<input checked="" type="checkbox"/>	7 825,00 €


PG.	PIC	INDEKS	CATALOG NO.	DIM. [CM]	USE	APROX.			LIGHT	FB	MATERIAL	PAINT	PRICE
						VOL. [V]	WEIGHT [KG]	POWER [W]					
55		300-2304-1-022502250225-0021-00001	EWZ-01-16-004(225x225x225)	225 x 225 x 225	↕	240 V	43 kg	198 W	2760 p.	<input checked="" type="checkbox"/>	ALU.	<input checked="" type="checkbox"/>	2 472,00 €
55		300-2304-1-030503050305-0021-00001	EWZ-01-16-004(305x305x305)	305 x 305 x 305	↕	240 V	75 kg	274 W	3824 p.	<input checked="" type="checkbox"/>	ALU.	<input checked="" type="checkbox"/>	3 898,00 €
56		300-2301-7-010001300100-0001-00001	EWZ-07-15-002(100x130x100)	100 x 130 x 100	↕	240 V	35 kg	133 W	1756 p.	<input checked="" type="checkbox"/>	ALU.	<input checked="" type="checkbox"/>	2 028,00 €
56		300-2301-7-015001800150-0001-00003	EWZ-07-15-002(150x180x150)	150 x 180 x 150	↕	240 V	75 kg	258 W	3396 p.	<input checked="" type="checkbox"/>	ALU.	<input checked="" type="checkbox"/>	3 788,00 €
56		300-2304-7-005000600050-0001-00012	EWZ-07-15-002(50x60x50)	50 x 60 x 50	↕	240 V	11 kg	58 W	782 p.	<input checked="" type="checkbox"/>	ALU.	<input checked="" type="checkbox"/>	1 047,00 €
56		300-2304-7-010001300100-0001-00009	EWZ-07-19-002(100x130x100)	100 x 130 x 100	↕	240 V	32 kg	133 W	1756 p.	<input checked="" type="checkbox"/>	ALU.	<input checked="" type="checkbox"/>	1 656,00 €
56		300-2304-7-015001800150-0001-00005	EWZ-07-19-002(150x180x150)	150 x 180 x 150	↕	240 V	66 kg	258 W	3396 p.	<input checked="" type="checkbox"/>	ALU.	<input checked="" type="checkbox"/>	2 418,00 €






PG.	PIC	INDEKS	CATALOG NO.	DIM. [CM]	USE	APROX.			LIGHT	FB	MATERIAL	PAINT	PRICE
						VOL. [V]	WEIGHT [KG]	POWER [W]					
56		300-2304-7-008001000080-0001-00001	EWZ-01-16-001(80x100x80)	80 x 100 x 80	↕	240 V	26 kg	141 W	1894 p.	<input checked="" type="checkbox"/>	ALU.	<input checked="" type="checkbox"/>	1 652,00 €
56		300-2304-7-012001500120-0001-00001	EWZ-01-16-001(120x150x120)	120 x 150 x 120	↕	240 V	39 kg	217 W	2912 p.	<input checked="" type="checkbox"/>	ALU.	<input checked="" type="checkbox"/>	2 585,00 €
57		300-2304-99-005001000020-0001-00001	EWZ-19-19-006(50x100x20)	50 x 100 x 20	↕	240 V	8 kg	36 W	488 p.	<input checked="" type="checkbox"/>	ALU.	<input checked="" type="checkbox"/>	905,00 €
57		300-2304-99-003501100020-0001-00001	EWZ-19-19-005(35x110x20)	35 x 110 x 20	↕	240 V	8 kg	34 W	452 p.	<input checked="" type="checkbox"/>	ALU.	<input checked="" type="checkbox"/>	899,00 €
57		300-2304-99-005001200020-0001-00001	EWZ-19-19-004(50x120x20)	50 x 120 x 20	↕	240 V	8 kg	32 W	438 p.	<input checked="" type="checkbox"/>	ALU.	<input checked="" type="checkbox"/>	789,00 €
57		300-2304-99-016503000165-2001-00001	EWZ-16-21-004(165x300x165)	165 x 300 x 165	↕	240 V	69 kg	180 W	2250 p.	<input checked="" type="checkbox"/>	ALU.	<input checked="" type="checkbox"/>	7 499,00 €
-		300-2301-7-005000650050-0021-00002	EFR-04-19-006(50x65x50)	50 x 65 x 50	↕	240 V	7 kg	40 W	500 p.	<input checked="" type="checkbox"/>	ALU.	<input checked="" type="checkbox"/>	470,00 €

PG.	PIC	INDEKS	CATALOG NO.	DIM. [CM]	USE	APROX.			LIGHT	FB	MATERIAL	PAINT	PRICE
						VOL. [V]	WEIGHT [KG]	POWER [W]					
-		300-2301-7-005000650050-0021-00001	EFR-04-20-002(50x65x50)	50 x 65 x 50	↕	240 V	8 kg	44 W	550 p.	<input checked="" type="checkbox"/>	ALU.	<input checked="" type="checkbox"/>	508,00 €
59		300-2204-10-010002850030-0001-00001	EWZ-18-16-004(100x285)	100 x 285 x 30	↓	240 V	10 kg	28 W	350 p.	<input checked="" type="checkbox"/>	ALU.	<input checked="" type="checkbox"/>	626,00 €
59		300-2304-10-010003000100-0001-00004	EWZ-09-20-001(100x300x100)	100 x 300 x 100	↓	240 V	29 kg	64 W	800 p.	<input checked="" type="checkbox"/>	ALU.	<input checked="" type="checkbox"/>	2 125,00 €
59		300-2304-10-015002500150-0021-00001	EWZ-08-16-001(150x250x150)	150 x 250 x 150	↓	240 V	25 kg	72 W	900 p.	<input checked="" type="checkbox"/>	ALU.	<input checked="" type="checkbox"/>	2 304,00 €
60		300-2304-10-038012000380-0001-00001	EWZ-08-14-003(380x1200x380)	380 x 1200 x 380	↓	240 V	174 kg	853 W	10548 p.	<input checked="" type="checkbox"/>	ALU.	<input checked="" type="checkbox"/>	7 735,00 €
60		300-2304-10-025504500255-0001-00001	EWZ-08-14-002(255x450x255)	255 x 450 x 255	↓	240 V	64 kg	308 W	3276 p.	<input checked="" type="checkbox"/>	ALU.	<input checked="" type="checkbox"/>	3 447,00 €
60		300-2304-10-025509000255-0001-00002	EWZ-08-14-002(255x450x255)	255 x 900 x 255	↓	240 V	79 kg	428 W	5292 p.	<input checked="" type="checkbox"/>	ALU.	<input checked="" type="checkbox"/>	4 084,00 €



PG.	PIC	INDEKS	CATALOG NO.	DIM. [CM]	USE	APROX.			LIGHT	FB	MATERIAL	PAINT	PRICE
						VOL. [V]	WEIGHT [KG]	POWER [W]					
60		300-2304-10-025501200255-0001-00001	EWZ-08-16-003(255x120x255)	255 x 120 x 255	↓	240 V	32 kg	128 W	1324 p.	<input checked="" type="checkbox"/>	ALU.	<input checked="" type="checkbox"/>	1 704,00 €
60		300-2304-10-025501700255-0001-00001	EWZ-08-16-003(255x170x255)	255 x 170 x 255	↓	240 V	37 kg	168 W	1644 p.	<input checked="" type="checkbox"/>	ALU.	<input checked="" type="checkbox"/>	1 856,00 €
60		300-2304-10-025503200255-0001-00001	EWZ-08-16-003(255x320x255)	255 x 320 x 255	↓	240 V	44 kg	208 W	2220 p.	<input checked="" type="checkbox"/>	ALU.	<input checked="" type="checkbox"/>	1 986,00 €
60		300-2304-10-025506200255-0001-00002	EWZ-08-16-003(255x620x255)	255 x 620 x 255	↓	240 V	54 kg	288 W	3564 p.	<input checked="" type="checkbox"/>	ALU.	<input checked="" type="checkbox"/>	2 443,00 €
60		300-2304-10-025509200255-0001-00001	EWZ-08-16-003(255x920x255)	255 x 920 x 255	↓	240 V	76 kg	568 W	5004 p.	<input checked="" type="checkbox"/>	ALU.	<input checked="" type="checkbox"/>	2 900,00 €
60		300-2304-10-013001000130-0001-00001	EWZ-08-14-001(130x100x130)	130 x 100 x 130	↓	240 V	12 kg	63 W	644 p.	<input checked="" type="checkbox"/>	ALU.	<input checked="" type="checkbox"/>	717,00 €
60		300-2304-10-013001500130-0001-00002	EWZ-08-14-001(130x150x130)	130 x 150 x 130	↓	240 V	14 kg	83 W	804 p.	<input checked="" type="checkbox"/>	ALU.	<input checked="" type="checkbox"/>	806,00 €

PG.	PIC	INDEKS	CATALOG NO.	DIM. [CM]	USE	APROX.			LIGHT	FB	MATERIAL	PAINT	PRICE
						VOL. [V]	WEIGHT [KG]	POWER [W]					
60		300-2304-10-013003000130-0001-00002	EWZ-08-14-001(130x300x130)	130 x 300 x 130	↓	240 V	17 kg	103 W	1092 p.	<input checked="" type="checkbox"/>	ALU.	<input checked="" type="checkbox"/>	947,00 €
60		300-2304-10-013006000130-0001-00001	EWZ-08-14-001(130x600x130)	130 x 600 x 130	↓	240 V	20 kg	143 W	1764 p.	<input checked="" type="checkbox"/>	ALU.	<input checked="" type="checkbox"/>	1 261,00 €
60		300-2304-10-013009000130-0001-00001	EWZ-08-14-001(130x900x130)	130 x 900 x 130	↓	240 V	29 kg	283 W	2484 p.	<input checked="" type="checkbox"/>	ALU.	<input checked="" type="checkbox"/>	1 407,00 €
63		300-2304-10-014000800140-0001-00002	EWZ-09-14-002(140x80x140)	140 x 80 x 140	↓	240 V	10 kg	40 W	510 p.	<input checked="" type="checkbox"/>	ALU.	<input checked="" type="checkbox"/>	841,00 €
63		300-2304-10-014000800140-0001-00003	EWZ-09-14-001(140x80x140)	140 x 80 x 140	↓	240 V	10 kg	42 W	582 p.	<input checked="" type="checkbox"/>	ALU.	<input checked="" type="checkbox"/>	808,00 €
64		300-2304-1-022505700060-0021-00001	EWZ-01-16-005(225x570x60)	225 x 570 x 60	↓	240 V	45 kg	175 W	2376 p.	<input checked="" type="checkbox"/>	ALU.	<input checked="" type="checkbox"/>	2 939,00 €
64		300-2304-1-022505700060-4021-00001	EWZ-01-19-008(225x570x60)	225 x 570 x 60	↕	240 V	52 kg	203 W	2916 p.	<input checked="" type="checkbox"/>	ALU.	<input checked="" type="checkbox"/>	3 147,00 €



PG.	PIC	INDEKS	CATALOG NO.	DIM. [CM]	USE	APROX.			LIGHT	FB	MATERIAL	PAINT	PRICE
						VOL. [V]	WEIGHT [KG]	POWER [W]					
64		300-2304-1-015000800150-0021-00001	EWZ-01-16-006(150x80x150)	150 x 80 x 150	↓	240 V	12 kg	51 W	776 p.	<input checked="" type="checkbox"/>	ALU.	<input checked="" type="checkbox"/>	919,00 €
65		300-2304-99-018002000090-0001-00001	EWZ-16-16-009(180x200x90)	180 x 200 x 90	↓	240 V	23 kg	40 W	590 p.	<input checked="" type="checkbox"/>	0	<input checked="" type="checkbox"/>	740,00 €
65		300-2304-10-023500300235-3021-00001	EWZ-18-19-030(235x30x235)	235 x 30 x 235	↓	240 V	38 kg	164 W	2172 p.	<input checked="" type="checkbox"/>	ALU.	<input checked="" type="checkbox"/>	2 783,00 €
66		300-2304-9-028001000050-0001-00001	EWP-23-16-003(280x100x50)	280 x 100 x 50	↓	240 V	14 kg	51 W	878 p.	<input checked="" type="checkbox"/>	ALU.	<input checked="" type="checkbox"/>	1 129,00 €
66		300-2304-99-028000850100-0001-00001	EWP-23-16-004(280x85x100)	280 x 85 x 100	↓	240 V	20 kg	63 W	854 p.	<input checked="" type="checkbox"/>	ALU.	<input checked="" type="checkbox"/>	1 745,00 €
67		300-2304-1-018000300180-0001-00001	EWZ-09-16-003(180x60x180)	180 x 60 x 180	↓	240 V	11 kg	44 W	588 p.	<input checked="" type="checkbox"/>	ALU.	<input checked="" type="checkbox"/>	904,00 €
67		300-2203-9-030001000000-0021-00001	EWP-23-19-004(300x100)	300 x 100	↓	240 V	11 kg	24 W	300 p.	<input checked="" type="checkbox"/>	ALU.	<input checked="" type="checkbox"/>	1 069,00 €

PG.	PIC	INDEKS	CATALOG NO.	DIM. [CM]	USE	APROX.			LIGHT	FB	MATERIAL	PAINT	PRICE
						VOL. [V]	WEIGHT [KG]	POWER [W]					
67		300-2203-99-030001000000-0021-00001	EWP-17-19-138(300x100)	300 x 100	↓	240 V	11 kg	19 W	350 p.	<input checked="" type="checkbox"/>	ALU.	<input checked="" type="checkbox"/>	826,00 €
67		300-2203-99-029000950000-0001-00001	EWP-23-16-002(290x95)	290 x 95	↓	240 V	10 kg	23 W	316 p.	<input checked="" type="checkbox"/>	ALU.	<input checked="" type="checkbox"/>	550,00 €
67		300-2203-99-039000950000-0001-00001	EWP-23-16-002(390x95)	390 x 95	↓	240 V	15 kg	32 W	438 p.	<input checked="" type="checkbox"/>	ALU.	<input checked="" type="checkbox"/>	833,00 €
67		300-2203-99-030001150000-4021-00001	EWP-16-17-001(300x115)	300 x 115	↓	240 V	14 kg	28 W	364 p.	<input checked="" type="checkbox"/>	ALU.	<input checked="" type="checkbox"/>	912,00 €
68		201-0201-10-027000250025-0001-00003	IGP-25-18-001(270x25x25)	270 x 25 x 25	↕	240 V	5 kg	16 W	200 p.	<input checked="" type="checkbox"/>	-	<input checked="" type="checkbox"/>	167,00 €
68		201-0201-10-027000250025-0001-00004	IGP-25-18-002(270x25x25)	270 x 25 x 25	↕	240 V	7 kg	16 W	200 p.	<input checked="" type="checkbox"/>	-	<input checked="" type="checkbox"/>	291,00 €
68		201-0201-10-027000300030-0001-00003	IGP-30-18-001(270x30x30)	270 x 30 x 30	↕	240 V	7 kg	20 W	250 p.	<input checked="" type="checkbox"/>	-	<input checked="" type="checkbox"/>	213,00 €

PG.	PIC	INDEKS	CATALOG NO.	DIM. [CM]	USE	APROX.			LIGHT	FB	MATERIAL	PAINT	PRICE
						VOL. [V]	WEIGHT [KG]	POWER [W]					
68		201-0201-10-027000300030-0001-00002	IGP-30-18-002(270x30x30)	270 x 30 x 30	↕	240 V	9 kg	20 W	250 p.	<input checked="" type="checkbox"/>	-	<input checked="" type="checkbox"/>	524,00 €
69		201-0201-12-027000450045-0001-00001	IGM-45-18-001(270x45x45)	270 x 45 x 45	↕	240 V	9 kg	32 W	400 p.	<input checked="" type="checkbox"/>	-	<input checked="" type="checkbox"/>	229,00 €
69		201-1301-12-027000450045-0001-00001	IGM-45-18-002(270x45x45)	270 x 45 x 45	↕	240 V	11 kg	32 W	400 p.	<input checked="" type="checkbox"/>	-	<input checked="" type="checkbox"/>	454,00 €
69		201-2201-14-015001500035-0001-00001	IWU-35-18-001(150x150x35)	150 x 150 x 35	↕	240 V	18 kg	64 W	800 p.	<input checked="" type="checkbox"/>	-	<input checked="" type="checkbox"/>	420,00 €
69		201-2201-14-015001500035-0001-00002	IWU-35-18-002(150x150x35)	150 x 150 x 35	↕	240 V	19 kg	64 W	800 p.	<input checked="" type="checkbox"/>	-	<input checked="" type="checkbox"/>	711,00 €
69		201-2201-14-012001200030-0001-00001	IWU-01-18-001(120x120x30)	120 x 120 x 30	↓	240 V	16 kg	32 W	400 p.	<input checked="" type="checkbox"/>	-	<input checked="" type="checkbox"/>	989,00 €
69		201-2201-14-015001500035-0001-00003	IWU-01-18-001(150x150x35)	150 x 150 x 35	↓	240 V	25 kg	48 W	600 p.	<input checked="" type="checkbox"/>	-	<input checked="" type="checkbox"/>	1 417,00 €

PG.	PIC	INDEKS	CATALOG NO.	DIM. [CM]	USE	APROX.			LIGHT	FB	MATERIAL	PAINT	PRICE
						VOL. [V]	WEIGHT [KG]	POWER [W]					
69		201-2201-14-018001800040-0001-00001	IWU-01-18-001(180x180x40)	180 x 180 x 40	↓	240 V	43 kg	72 W	900 p.	<input checked="" type="checkbox"/>	-	<input checked="" type="checkbox"/>	2 375,00 €
69		201-2201-14-020002000045-0001-00001	IWU-01-18-001(200x200x45)	200 x 200 x 45	↓	240 V	56 kg	96 W	1200 p.	<input checked="" type="checkbox"/>	-	<input checked="" type="checkbox"/>	3 118,00 €
72		201-0201-12-043001300065-0001-00001	IGM-45-18-003(430x130x65)	430 x 130 x 65	↓	240 V	24 kg	56 W	700 p.	<input checked="" type="checkbox"/>	-	<input checked="" type="checkbox"/>	1 348,00 €
72		201-0201-12-043002500065-0001-00001	IGM-45-16-001(430x250x65)	430 x 250 x 65	↓	240 V	28 kg	48 W	600 p.	<input checked="" type="checkbox"/>	-	<input checked="" type="checkbox"/>	1 629,00 €
73		201-0201-9-030001200030-0001-00001	IGO-30-16-001(300x120x30)	300 x 120 x 30	↓	240 V	13 kg	26 W	319 p.	<input checked="" type="checkbox"/>	ALU.	<input checked="" type="checkbox"/>	576,00 €
73		300-3303-13-040001400060-0021-00001	IGM-50-14-001(400x140x60)	400 x 140 x 60	↓	240 V	26 kg	40 W	500 p.	<input checked="" type="checkbox"/>	STL,	<input checked="" type="checkbox"/>	1 107,00 €
73		201-0201-10-059000800030-0001-00001	IGP-30-16-002(590x80x30)	590 x 80 x 30	↓	240 V	19 kg	56 W	700 p.	<input checked="" type="checkbox"/>	-	<input checked="" type="checkbox"/>	777,00 €



PG.	PIC	INDEKS	CATALOG NO.	DIM. [CM]	USE	APROX.			LIGHT	FB	MATERIAL	PAINT	PRICE
						VOL. [V]	WEIGHT [KG]	POWER [W]					
73		201-2303-4-030001000040-0001-00001	IGM-30-14-001(300x100x40)	300 x 100 x 40	↓	240 V	21 kg	42 W	552 p.	<input checked="" type="checkbox"/>	ALU.	<input checked="" type="checkbox"/>	954,00 €
73		201-3201-25-018001000070-0001-00001	IFU-04-14-001(180x100x70)	180 x 100 x 70	↓	240 V	17 kg	28 W	350 p.	<input checked="" type="checkbox"/>	-	<input checked="" type="checkbox"/>	370,00 €







- ↓ - INDOOR
- ↕ - OUTDOOR AND INDOOR
- YES
- NO
- AL. - ALUMINIUM
- STL. - STEEL
- STR. - STYROFOAM

#### GENERAL CONDITIONS








1. Sale of the above items is implemented by principles set out in the general terms and conditions of P.W. IPB Sp. z o.o. company.
2. Price list valid from: 2022-02-14 till 2022-03-31 or till the next (no. 2) version.
3. All prices based on EXW Zabrze, Poland.
4. The above prices do not constitute an offer within the meaning of. 66, paragraph 1 and KC may be regarded as commercial information only.
5. All our products must be used and installed according to the european standards and norms.
6. All steel constructions (if not painted) are galvanized.
7. Above named prices don't include packing in cartons.
8. All damages caused by atmospheric conditions and wrong exploitation of products are not subject to complaint.
9. IPB has the right to change the prices at any time without previous notice.








emotions painted  
with light








## MAIN CATALOGUE 2021/22 - FREE STANDING ELEMENTS PRICE LIST 2022








PG.	PIC	INDEKS	CATALOG NO.	DIM. [CM]	USE	APROX.			LIGHT	FB	MATERIAL	PAINT	PRICE
						VOL. [V]	WEIGHT [KG]	POWER [W]					
77		300-2307-12-037504350375-0001-00001	EFF-06-14-001(375x435x375)	375 x 435 x 375	↕	240 V	199 kg	600 W	11740 p.	<input checked="" type="checkbox"/>	ALU.	<input checked="" type="checkbox"/>	16 117,00 €
77		300-2307-12-022002500220-0001-00001	EFF-06-14-002(220x250x220)	220 x 250 x 220	↕	240 V	56 kg	167 W	4008 p.	<input checked="" type="checkbox"/>	ALU.	<input checked="" type="checkbox"/>	6 596,00 €
77		300-2307-12-030002700300-0001-00002	EFF-09-16-001(300x270x300)	300 x 270 x 300	↕	240 V	78 kg	120 W	2880 p.	<input checked="" type="checkbox"/>	ALU.	<input checked="" type="checkbox"/>	5 683,00 €
78		300-2307-10-030006000300-0001-00001	EFF-03-14-001(300x600x300)	300 x 600 x 300	↕	24 V	223 kg	520 W	5200 p.	<input checked="" type="checkbox"/>	ALU.	<input checked="" type="checkbox"/>	12 655,00 €
78		300-2307-12-055005000150-0001-00002	EFF-07-15-001(550x500x150)	550 x 500 x 150	↕	24 V	148 kg	415 W	6308 p.	<input checked="" type="checkbox"/>	ALU. & ALU	<input checked="" type="checkbox"/>	9 683,00 €
78		300-2307-12-025003000250-0021-00001	EFF-11-19-003(250x300x250)	250 x 300 x 250	↕	240 V	96 kg	293 W	6320 p.	<input checked="" type="checkbox"/>	ALU.	<input checked="" type="checkbox"/>	9 643,00 €








PG.	PIC	INDEKS	CATALOG NO.	DIM. [CM]	USE	APROX.			LIGHT	FB	MATERIAL	PAINT	PRICE
						VOL. [V]	WEIGHT [KG]	POWER [W]					
79		300-2307-12-029002500290-0001-00001	EFF-01-14-001(290x250x290)	290 x 250 x 290	↕	24 V	102 kg	392 W	5768 p.	<input checked="" type="checkbox"/>	ALU.	<input checked="" type="checkbox"/>	8 858,00 €
79		300-2307-12-052504200525-0001-00001	EFF-01-14-001(525x420x525)	525 x 420 x 525	↕	24 V	290 kg	722 W	10328 p.	<input checked="" type="checkbox"/>	ALU.	<input checked="" type="checkbox"/>	15 894,00 €
79		300-2307-12-140002000150-0001-00002	EFF-07-19-001(1400x200x150)	1400 x 200 x 150	↕	24 V	208 kg	655 W	7600 p.	<input checked="" type="checkbox"/>	ALU.	<input checked="" type="checkbox"/>	11 299,00 €
79		300-2207-12-011503800000-0001-00001	EFF-09-15-001(115x380)	115 x 380	↕	24 V	43 kg	148 W	2420 p.	<input checked="" type="checkbox"/>	ALU.	<input checked="" type="checkbox"/>	2 875,00 €
81		300-2308-8-049004300490-0021-00003	EFR-02-19-038(490x430x490)	490 x 430 x 490	↕	24 V	330 kg	1519 W	22036 p.	<input checked="" type="checkbox"/>	ALU. & ALU	<input checked="" type="checkbox"/>	22 040,00 €
81		300-4307-8-030003800300-0021-00001	EFR-02-16-004(300x380x300)	300 x 380 x 300	↕	24 V	224 kg	384 W	6124 p.	<input checked="" type="checkbox"/>	STL, & ALU	<input checked="" type="checkbox"/>	11 862,00 €
81		300-3307-8-017001000100-0021-00002	EFR-02-16-009(170x100x100)	170 x 100 x 100	↕	24 V	34 kg	63 W	672 p.	<input checked="" type="checkbox"/>	STL,	<input checked="" type="checkbox"/>	1 716,00 €

PG.	PIC	INDEKS	CATALOG NO.	DIM. [CM]	USE	APROX.			LIGHT	FB	MATERIAL	PAINT	PRICE
						VOL. [V]	WEIGHT [KG]	POWER [W]					
81		300-2308-8-030003150265-0021-00001	EFR-02-20-001(300x315x265)	300 x 315 x 265	↕	24 V	148 kg	491 W	7152 p.	<input checked="" type="checkbox"/>	ALU.	<input checked="" type="checkbox"/>	12 249,00 €
82		300-2308-8-049004300490-0001-00016	EFR-02-20-004(490x430x490)	490 x 430 x 490	↕	24 V	367 kg	1218 W	16632 p.	<input checked="" type="checkbox"/>	ALU.	<input checked="" type="checkbox"/>	23 860,00 €
82		300-2308-8-030003000300-0001-00003	EFR-02-18-002(300x300x300)	300 x 300 x 300	↕	24 V	166 kg	940 W	11920 p.	<input checked="" type="checkbox"/>	ALU. & ALU	<input checked="" type="checkbox"/>	13 016,00 €
82		300-2308-8-030003500300-0001-00001	EFR-02-18-003(300x350x300)	300 x 350 x 300	↕	24 V	129 kg	463 W	7612 p.	<input checked="" type="checkbox"/>	ALU.	<input checked="" type="checkbox"/>	12 126,00 €
83		300-2308-8-049004300490-0001-00011	EFR-02-14-003(490x430x490)	490 x 430 x 490	↕	24 V	295 kg	1218 W	16632 p.	<input checked="" type="checkbox"/>	ALU.	<input checked="" type="checkbox"/>	19 394,00 €
83		300-3307-8-015001500150-0021-00002	EFR-02-16-010(150)	150 x 150 x 150	↕	24 V	41 kg	96 W	1044 p.	<input checked="" type="checkbox"/>	STL,	<input checked="" type="checkbox"/>	2 116,00 €
83		300-2308-8-066005150560-0001-00002	EFR-02-16-006(660x515x560)	660 x 515 x 560	↕	24 V	492 kg	1861 W	24784 p.	<input checked="" type="checkbox"/>	ALU.	<input checked="" type="checkbox"/>	36 942,00 €








PG.	PIC	INDEKS	CATALOG NO.	DIM. [CM]	USE	APROX.			LIGHT	FB	MATERIAL	PAINT	PRICE
						VOL. [V]	WEIGHT [KG]	POWER [W]					
83		300-4307-8-030003700300-0021-00001	EFR-02-14-001(300x370x300)	300 x 370 x 300	↕	24 V	179 kg	560 W	6108 p.	<input checked="" type="checkbox"/>	ALU. & STL	<input checked="" type="checkbox"/>	11 746,00 €
84		300-4308-8-030502200030-0001-00002	EBX-04-14-001(305x220x30)	305 x 220 x 30	↕	24 V	26 kg	53 W	840 p.	<input checked="" type="checkbox"/>	ALU.	<input checked="" type="checkbox"/>	2 300,00 €
84		300-2307-99-034002800140-0001-00001	EBX-02-14-001(340x280x140)	340 x 280 x 140	↕	240 V	35 kg	70 W	1260 p.	<input checked="" type="checkbox"/>	ALU.	<input checked="" type="checkbox"/>	2 958,00 €
84		300-3308-99-038003000100-0021-00001	EBX-03-14-001(380x300x100)	380 x 300 x 100	↕	24 V	187 kg	300 W	3000 p.	<input checked="" type="checkbox"/>	STL,	<input checked="" type="checkbox"/>	5 992,00 €
85		300-3308-99-052004400200-0021-00001	EBX-05-14-001(520x440x200)	520 x 440 x 200	↕	24 V	235 kg	338 W	3632 p.	<input checked="" type="checkbox"/>	STL, & ALU	<input checked="" type="checkbox"/>	8 581,00 €
85		300-2308-99-045003500200-0001-00001	EBX-07-16-002(450x350x200)	450 x 350 x 200	↕	24 V	94 kg	260 W	2600 p.	<input checked="" type="checkbox"/>	ALU.	<input checked="" type="checkbox"/>	6 232,00 €
85		300-4308-27-049003400120-0001-00001	EBX-07-16-001(490x340x120)	490 x 340 x 120	↕	240 V	108 kg	273 W	3484 p.	<input checked="" type="checkbox"/>	ALU.	<input checked="" type="checkbox"/>	6 688,00 €


PG.	PIC	INDEKS	CATALOG NO.	DIM. [CM]	USE	APROX.			LIGHT	FB	MATERIAL	PAINT	PRICE
						VOL. [V]	WEIGHT [KG]	POWER [W]					
86		300-2308-9-040503050060-3021-00001	EBX-07-19-028(405x305x60)	405 x 305 x 60	↕	24 V	135 kg	396 W	4884 p.	<input checked="" type="checkbox"/>	ALU.	<input checked="" type="checkbox"/>	11 431,00 €
86		300-2308-2-049003400100-0021-00001	EBX-07-19-030(490x340)	490 x 340	↕	24 V	126 kg	200 W	4788 p.	<input checked="" type="checkbox"/>	ALU. & ALU	<input checked="" type="checkbox"/>	6 927,00 €
86		300-2308-27-038503100060-0001-00001	EBX-07-19-029(385X310X60)	385 x 310 x 60	↕	24 V	83 kg	344 W	4464 p.	<input checked="" type="checkbox"/>	ALU.	<input checked="" type="checkbox"/>	7 215,00 €
87		300-2308-2-060004000080-0001-00001	EBX-07-18-003(600x400x80)	600 x 400 x 80	↕	24 V	116 kg	436 W	6544 p.	<input checked="" type="checkbox"/>	ALU.	<input checked="" type="checkbox"/>	8 921,00 €
87		300-2308-99-036002600100-3021-00001	EBX-08-20-001(360x260x100)	360 x 260 x 100	↕	24 V	66 kg	100 W	1000 p.	<input checked="" type="checkbox"/>	ALU.	<input checked="" type="checkbox"/>	5 368,00 €
87		300-2308-8-053003100060-3021-00001	EBX-04-20-001(530x310x60)	530 x 310 x 60	↕	24 V	97 kg	431 W	5444 p.	<input checked="" type="checkbox"/>	ALU.	<input checked="" type="checkbox"/>	8 080,00 €
88		300-2307-7-040002900400-0001-00002	EFR-04-14-001(400x290x400)	400 x 290 x 400	↕	24 V	417 kg	993 W	12072 p.	<input checked="" type="checkbox"/>	ALU.	<input checked="" type="checkbox"/>	26 882,00 €








PG.	PIC	INDEKS	CATALOG NO.	DIM. [CM]	USE	APROX.			LIGHT	FB	MATERIAL	PAINT	PRICE
						VOL. [V]	WEIGHT [KG]	POWER [W]					
88		300-2307-7-110003300380-0001-00001	EFR-04-16-002(1100x330x380)	1100 x 330 x 380	↕	24 V	406 kg	1120 W	14140 p.	<input checked="" type="checkbox"/>	ALU.	<input checked="" type="checkbox"/>	25 383,00 €
88		300-2308-7-040003600340-0001-00002	ESX-05-20-008(400x360x340)	400 x 360 x 340	↕	24 V	275 kg	719 W	8576 p.	<input checked="" type="checkbox"/>	ALU.	<input checked="" type="checkbox"/>	19 523,00 €
89		300-3308-7-030504250375-0021-00001	EFR-04-20-009(305x425x375)	305 x 425 x 375	↕	24 V	245 kg	317 W	4808 p.	<input checked="" type="checkbox"/>	STL, ALU.	<input checked="" type="checkbox"/>	8 239,00 €
90		300-4307-1-070007000700-0021-00001	EFR-01-19-005(700x700x700)	700 x 700 x 700	↕	24 V	581 kg	960 W	9600 p.	<input checked="" type="checkbox"/>	STL,	<input checked="" type="checkbox"/>	23 581,00 €
90		300-2307-1-150005500500-0021-00001	EFR-01-19-006(1500x550x500)	1500 x 550 x 500	↕	24 V	433 kg	1467 W	16308 p.	<input checked="" type="checkbox"/>	ALU.	<input checked="" type="checkbox"/>	36 746,00 €
91		300-2307-8-018002200180-0021-00003	EFR-02-16-005(180x220x180)	180 x 220 x 180	↕	24 V	77 kg	303 W	3760 p.	<input checked="" type="checkbox"/>	ALU.	<input checked="" type="checkbox"/>	6 995,00 €
91		300-2307-8-015002000150-0001-00001	EFR-02-16-003(150x200x150)	150 x 200 x 150	↕	24 V	48 kg	160 W	1868 p.	<input checked="" type="checkbox"/>	ALU.	<input checked="" type="checkbox"/>	3 780,00 €






PG.	PIC	INDEKS	CATALOG NO.	DIM. [CM]	USE	APROX.			LIGHT	FB	MATERIAL	PAINT	PRICE
						VOL. [V]	WEIGHT [KG]	POWER [W]					
93		300-2308-1-067005250080-0021-00001	EBX-07-20-006 (670x525x80)	670 x 525 x 80	↕	24 V	139 kg	419 W	5576 p.	<input checked="" type="checkbox"/>	ALU.	<input checked="" type="checkbox"/>	8 890,00 €
93		300-2307-1-065005600080-0021-00001	EBX-07-20-019 (650x560x80)	650 x 560 x 80	↕	24 V	154 kg	513 W	6852 p.	<input checked="" type="checkbox"/>	ALU.	<input checked="" type="checkbox"/>	11 002,00 €
93		300-2307-1-041502200060-0021-00001	EBX-07-20-018 (415x220x60)	415 x 220 x 60	↕	24 V	55 kg	148 W	2152 p.	<input checked="" type="checkbox"/>	ALU.	<input checked="" type="checkbox"/>	3 871,00 €
95		300-2308-99-030005000275-0001-00001	EBX-07-19-031 (300x500x275)	300 x 500 x 275	↕	24 V	221 kg	646 W	7652 p.	<input checked="" type="checkbox"/>	ALU.	<input checked="" type="checkbox"/>	14 261,00 €
96		300-4307-99-060003000150-0021-00001	EFR-07-19-077 (600x300x150)	600 x 300 x 150	↕	24 V	317 kg	405 W	6150 p.	<input checked="" type="checkbox"/>	STL, ALU.	<input checked="" type="checkbox"/>	17 958,00 €
96		300-4307-99-037503000150-3021-00001	EFR-07-19-078 (375x285x150)	375 x 285 x 150	↕	24 V	257 kg	311 W	4664 p.	<input checked="" type="checkbox"/>	STL, ALU.	<input checked="" type="checkbox"/>	12 282,00 €
96		300-4307-99-032001100100-0021-00001	EFR-07-19-079 (320x110x100)	320 x 110 x 100	↕	24 V	50 kg	148 W	2152 p.	<input checked="" type="checkbox"/>	STL, ALU.	<input checked="" type="checkbox"/>	3 165,00 €














PG.	PIC	INDEKS	CATALOG NO.	DIM. [CM]	USE	APROX.			LIGHT	FB	MATERIAL	PAINT	PRICE
						VOL. [V]	WEIGHT [KG]	POWER [W]					
97		300-3307-14-007002000070-0021-00001	ERC-08-19-024(70x200x70)	70 x 200 x 70	↓	24 V	11 kg	22 W	400 p.	<input checked="" type="checkbox"/>	ALU.	<input checked="" type="checkbox"/>	919,00 €
97		300-2307-5-008001700040-0021-00001	ERC-08-19-038(80x170x40)	80 x 170 x 40	↓	24 V	12 kg	33 W	696 p.	<input checked="" type="checkbox"/>	ALU.	<input checked="" type="checkbox"/>	1 161,00 €
97		300-2307-99-011502250090-0021-00002	EFR-03-19-008(115x225x90)	115 x 225 x 90	↕	24 V	29 kg	77 W	996 p.	<input checked="" type="checkbox"/>	ALU.	<input checked="" type="checkbox"/>	4 971,00 €
97		300-2307-99-023002700150-0001-00002	EFR-08-17-001(230x270x150)	230 x 270 x 150	↕	24 V	93 kg	297 W	3978 p.	<input checked="" type="checkbox"/>	ALU. & ALU	<input checked="" type="checkbox"/>	8 117,00 €
98		300-2307-99-051002400380-0021-00003	EFR-07-20-012(510x240x380)	510 x 240 x 380	↕	24 V	215 kg	382 W	5096 p.	<input checked="" type="checkbox"/>	ALU.	<input checked="" type="checkbox"/>	16 552,00 €
98		300-2307-99-020002100040-3021-00001	EFR-07-19-081(200x210x40)	200 x 210 x 40	↕	24 V	29 kg	104 W	1586 p.	<input checked="" type="checkbox"/>	ALU.	<input checked="" type="checkbox"/>	3 383,00 €
98		300-2307-99-024001750040-3021-00001	EFR-07-19-080(240x175x40)	240 x 175 x 40	↕	24 V	31 kg	107 W	1658 p.	<input checked="" type="checkbox"/>	ALU.	<input checked="" type="checkbox"/>	3 457,00 €








PG.	PIC	INDEKS	CATALOG NO.	DIM. [CM]	USE	APROX.			LIGHT	FB	MATERIAL	PAINT	PRICE
						VOL. [V]	WEIGHT [KG]	POWER [W]					
99		300-3307-3-018502200140-0021-00002	EFP-05-18-002A(185x220x140)	185 x 220 x 140	↕	24 V	105 kg	160 W	1600 p.	<input checked="" type="checkbox"/>	STL,	<input checked="" type="checkbox"/>	3 695,00 €
99		300-3307-3-025003000195-0021-00002	EFP-05-18-002A(250x300x195)	250 x 300 x 195	↕	24 V	122 kg	200 W	2000 p.	<input checked="" type="checkbox"/>	STL,	<input checked="" type="checkbox"/>	4 974,00 €
99		300-3307-3-037004200260-0021-00003	EFP-05-18-002A(370x420x260)	370 x 420 x 260	↕	24 V	286 kg	600 W	6000 p.	<input checked="" type="checkbox"/>	STL,	<input checked="" type="checkbox"/>	12 380,00 €
99		300-2307-99-044002600210-0001-00001	EFR-07-18-004(440x260x210)	440 x 260 x 210	↕	24 V	234 kg	463 W	8872 p.	<input checked="" type="checkbox"/>	ALU.	<input type="checkbox"/>	14 891,00 €
100		300-3307-3-023002000060-0021-00001	EFP-13-18-001(230x200x60)	230 x 200 x 60	↕	24 V	67 kg	418 W	4700 p.	<input checked="" type="checkbox"/>	STL,	<input checked="" type="checkbox"/>	6 913,00 €
100		300-3307-3-033002900100-0021-00001	EFP-13-18-001(330x290x100)	330 x 290 x 100	↕	24 V	109 kg	539 W	6204 p.	<input checked="" type="checkbox"/>	STL,	<input checked="" type="checkbox"/>	10 399,00 €
100		300-3307-3-050005000300-0021-00001	EFP-05-16-003(500x500x300)	500 x 500 x 300	↕	24 V	257 kg	473 W	5580 p.	<input checked="" type="checkbox"/>	STL,	<input checked="" type="checkbox"/>	14 856,00 €








PG.	PIC	INDEKS	CATALOG NO.	DIM. [CM]	USE	APROX.			LIGHT	FB	MATERIAL	PAINT	PRICE
						VOL. [V]	WEIGHT [KG]	POWER [W]					
100		300-2307-9-012001650100-0001-00001	EFP-05-16-004(120x165x100)	120 x 165 x 100	↕	24 V	29 kg	61 W	1120 p.	<input checked="" type="checkbox"/>	ALU.	<input checked="" type="checkbox"/>	2 383,00 €
100		300-3307-3-030003000250-0021-00001	EFP-04-16-001(300x300x250)	300 x 300 x 250	↓	24 V	222 kg	563 W	6932 p.	<input checked="" type="checkbox"/>	STL, ALU.	<input checked="" type="checkbox"/>	10 939,00 €
100		300-3307-3-045004000300-0021-00001	EFP-04-16-001(450x400x300)	450 x 400 x 300	↓	24 V	345 kg	797 W	9818 p.	<input checked="" type="checkbox"/>	STL, ALU.	<input checked="" type="checkbox"/>	16 477,00 €
101		300-3307-3-053004850400-4021-00002	EFP-04-16-001(530x485x400)	530 x 485 x 400	↓	24 V	501 kg	969 W	12336 p.	<input checked="" type="checkbox"/>	STL, ALU.	<input checked="" type="checkbox"/>	24 142,00 €
101		300-3307-3-053004850400-4021-00001	EFP-04-16-001A(530x485x400)	530 x 485 x 400	↓	240 V	511 kg	969 W	12336 p.	<input checked="" type="checkbox"/>	STL, ALU.	<input checked="" type="checkbox"/>	31 492,00 €
101		300-3307-3-020001150060-0021-00001	EFP-04-14-001(200x115x60)	200 x 115 x 60	↕	24 V	43 kg	140 W	1400 p.	<input checked="" type="checkbox"/>	STL,	<input checked="" type="checkbox"/>	3 185,00 €
101		300-3307-3-020001150060-0021-00002	EFP-04-18-001(200x115x60)	200 x 115 x 60	↕	24 V	50 kg	140 W	1400 p.	<input checked="" type="checkbox"/>	STL,	<input checked="" type="checkbox"/>	3 130,00 €

PG.	PIC	INDEKS	CATALOG NO.	DIM. [CM]	USE	APROX.			LIGHT	FB	MATERIAL	PAINT	PRICE
						VOL. [V]	WEIGHT [KG]	POWER [W]					
102		300-2307-99-022001250085-0001-00001	EFR-05-14-001(220x125x85)	220 x 125 x 85	↕	24 V	38 kg	130 W	2140 p.	<input checked="" type="checkbox"/>	ALU.	<input checked="" type="checkbox"/>	4 059,00 €
102		300-2307-99-028001450130-0001-00002	EFR-05-16-001(280x145x130)	280 x 145 x 130	↕	24 V	89 kg	189 W	2856 p.	<input checked="" type="checkbox"/>	ALU.	<input checked="" type="checkbox"/>	6 529,00 €
102		300-2307-99-019501100120-3021-00001	EFR-05-20-001(195x110x120)	195 x 110 x 120	↕	24 V	57 kg	75 W	1380 p.	<input checked="" type="checkbox"/>	ALU.	<input checked="" type="checkbox"/>	4 341,00 €
103		300-3307-6-013002000130-0021-00001	EFP-01-14-001(130x200x130)	130 x 200 x 130	↕	24 V	35 kg	100 W	1000 p.	<input checked="" type="checkbox"/>	STL,	<input checked="" type="checkbox"/>	2 437,00 €
103		300-3307-6-013002000130-0021-00003	EFP-01-14-002(130x200x130)	130 x 200 x 130	↕	24 V	52 kg	116 W	1200 p.	<input checked="" type="checkbox"/>	STL,	<input checked="" type="checkbox"/>	3 075,00 €
103		300-3307-6-015002000030-0021-00001	EFP-07-19-001(150x200x30)	150 x 200 x 30	↕	24 V	49 kg	106 W	1412 p.	<input checked="" type="checkbox"/>	STL,	<input checked="" type="checkbox"/>	3 129,00 €
103		300-3307-6-040005800210-0021-00001	EFP-07-18-001(400x580x210)	400 x 580 x 210	↕	24 V	336 kg	646 W	8224 p.	<input checked="" type="checkbox"/>	STL,	<input checked="" type="checkbox"/>	17 066,00 €








PG.	PIC	INDEKS	CATALOG NO.	DIM. [CM]	USE	APROX.			LIGHT	FB	MATERIAL	PAINT	PRICE
						VOL. [V]	WEIGHT [KG]	POWER [W]					
103		300-3307-6-017501850120-0021-00001	EFP-01-14-004(175x185x120)	175 x 185 x 120	↕	24 V	115 kg	146 W	1500 p.	<input checked="" type="checkbox"/>	STL,	<input checked="" type="checkbox"/>	5 008,00 €
104		300-3307-6-018002250120-0021-00001	EFP-01-14-003(180x225x120)	180 x 225 x 120	↕	24 V	79 kg	112 W	1300 p.	<input checked="" type="checkbox"/>	STL,	<input checked="" type="checkbox"/>	4 587,00 €
104		300-3307-6-011002100110-0021-00001	EFP-12-19-008(110x210x110)	110 x 210 x 110	↕	24 V	35 kg	76 W	844 p.	<input checked="" type="checkbox"/>	STL,	<input checked="" type="checkbox"/>	2 769,00 €
104		300-3307-6-014002000105-4021-00001	EFP-12-20-001(140x200x105)	140 x 200 x 105	↕	24 V	35 kg	115 W	1360 p.	<input checked="" type="checkbox"/>	STL, & ALU	<input checked="" type="checkbox"/>	3 621,00 €
104		300-3307-3-010001300090-0021-00007	EFP-05-14-001(100x130x90)	100 x 130 x 90	↕	24 V	14 kg	50 W	500 p.	<input checked="" type="checkbox"/>	STL,	<input checked="" type="checkbox"/>	969,00 €
104		300-3307-3-016002200100-0021-00007	EFP-05-14-001(160x220x100)	160 x 220 x 100	↕	24 V	30 kg	100 W	1000 p.	<input checked="" type="checkbox"/>	STL,	<input checked="" type="checkbox"/>	2 104,00 €
104		300-3307-3-019003000110-0021-00002	EFP-05-14-001(190x300x110)	190 x 300 x 110	↕	24 V	49 kg	170 W	1700 p.	<input checked="" type="checkbox"/>	STL,	<input checked="" type="checkbox"/>	2 976,00 €








PG.	PIC	INDEKS	CATALOG NO.	DIM. [CM]	USE	APROX.			LIGHT	FB	MATERIAL	PAINT	PRICE
						VOL. [V]	WEIGHT [KG]	POWER [W]					
104		300-3307-3-010001300090-0021-00005	EFP-05-14-003(100x130x90)	100 x 130 x 90	↕	24 V	15 kg	46 W	500 p.	<input checked="" type="checkbox"/>	STL,	<input checked="" type="checkbox"/>	1 332,00 €
105		300-3307-3-016002200100-0021-00011	EFP-05-14-003(160x220)	160 x 220 x 100	↕	24 V	36 kg	131 W	1400 p.	<input checked="" type="checkbox"/>	STL,	<input checked="" type="checkbox"/>	2 370,00 €
105		300-3307-3-019003000110-0021-00005	EFP-05-14-001(190x300x110)	190 x 300 x 110	↓	24 V	54 kg	181 W	1900 p.	<input checked="" type="checkbox"/>	STL,	<input checked="" type="checkbox"/>	3 287,00 €
105		300-3307-3-010001300090-0021-00001	EFP-05-14-004(100x130x90)	100 x 130 x 90	↕	24 V	15 kg	50 W	500 p.	<input checked="" type="checkbox"/>	STL,	<input checked="" type="checkbox"/>	1 057,00 €
105		300-3307-3-016002200100-0021-00006	EFP-05-14-004(160x220x100)	160 x 220 x 100	↕	24 V	33 kg	120 W	1200 p.	<input checked="" type="checkbox"/>	STL,	<input checked="" type="checkbox"/>	2 159,00 €
105		300-3307-3-019003000110-0021-00001	EFP-05-14-004(190x300x110)	190 x 300 x 110	↕	24 V	48 kg	170 W	1700 p.	<input checked="" type="checkbox"/>	STL,	<input checked="" type="checkbox"/>	2 967,00 €
105		300-3307-3-040005000200-0021-00001	EFP-05-14-004(400x500x200)	400 x 500 x 200	↕	24 V	173 kg	600 W	6000 p.	<input checked="" type="checkbox"/>	STL,	<input checked="" type="checkbox"/>	10 574,00 €








PG.	PIC	INDEKS	CATALOG NO.	DIM. [CM]	USE	APROX.			LIGHT	FB	MATERIAL	PAINT	PRICE
						VOL. [V]	WEIGHT [KG]	POWER [W]					
105		300-3307-3-014000800060-0021-00001	EFP-05-14-002(140x80x60)	140 x 80 x 60	↕	24 V	15 kg	50 W	500 p.	<input checked="" type="checkbox"/>	STL,	<input checked="" type="checkbox"/>	1 205,00 €
105		300-3307-3-020001300080-0021-00003	EFP-05-14-002(200x130x80)	200 x 130 x 80	↕	24 V	28 kg	120 W	1200 p.	<input checked="" type="checkbox"/>	STL,	<input checked="" type="checkbox"/>	2 152,00 €
105		300-3307-3-030001700100-0021-00002	EFP-05-14-002(300x170x100)	300 x 170 x 100	↕	24 V	48 kg	170 W	1700 p.	<input checked="" type="checkbox"/>	STL,	<input checked="" type="checkbox"/>	3 123,00 €
105		300-3307-3-014001500080-0021-00001	EFP-05-18-008(140x150x80)	140 x 150 x 80	↕	24 V	29 kg	120 W	1200 p.	<input checked="" type="checkbox"/>	STL,	<input checked="" type="checkbox"/>	2 195,00 €
105		300-3307-3-030001700110-0021-00001	EFP-05-18-004(300x170x110)	300 x 170 x 110	↕	24 V	52 kg	170 W	1700 p.	<input checked="" type="checkbox"/>	STL,	<input checked="" type="checkbox"/>	3 146,00 €
105		300-3307-6-017003000170-0021-00002	EFP-03-14-001(170x300x170)	170 x 300 x 170	↕	24 V	64 kg	272 W	3728 p.	<input checked="" type="checkbox"/>	STL,	<input checked="" type="checkbox"/>	4 191,00 €
105		300-4307-4-020002500200-0021-00002	ERD-01-14-001(200x250x200)	200 x 250 x 200	↕	24 V	74 kg	140 W	1400 p.	<input checked="" type="checkbox"/>	STL, ALU.	<input checked="" type="checkbox"/>	5 949,00 €








PG.	PIC	INDEKS	CATALOG NO.	DIM. [CM]	USE	APROX.			LIGHT	FB	MATERIAL	PAINT	PRICE
						VOL. [V]	WEIGHT [KG]	POWER [W]					
105		300-3307-6-017003000170-0021-00001	EFP-03-14-002(170x300x170)	170 x 300 x 170	↕	24 V	54 kg	205 W	2948 p.	<input checked="" type="checkbox"/>	STL,	<input checked="" type="checkbox"/>	4 034,00 €
105		300-4307-4-025003500250-0021-00001	ERD-02-14-001(270x350x270)	270 x 350 x 270	↕	24 V	96 kg	260 W	2600 p.	<input checked="" type="checkbox"/>	STL, ALU.	<input checked="" type="checkbox"/>	7 842,00 €
106		300-3307-6-024003000150-0021-00001	EFP-03-15-001(240x300x150)	240 x 300 x 150	↕	24 V	79 kg	318 W	4692 p.	<input checked="" type="checkbox"/>	STL,	<input checked="" type="checkbox"/>	5 838,00 €
106		300-4307-4-039005000390-0021-00001	ERD-03-14-001(390x500x390)	390 x 500 x 390	↕	24 V	158 kg	490 W	4900 p.	<input checked="" type="checkbox"/>	STL, ALU.	<input checked="" type="checkbox"/>	13 035,00 €
106		300-3307-3-020001300080-0021-00004	EFP-05-18-004(200x130x80)	200 x 130 x 80	↕	24 V	32 kg	120 W	1200 p.	<input checked="" type="checkbox"/>	STL,	<input checked="" type="checkbox"/>	2 013,00 €
107		300-3307-6-014004000100-0021-00001	EFP-03-18-001(140x400x100)	140 x 400 x 100	↕	24 V	79 kg	236 W	3132 p.	<input checked="" type="checkbox"/>	STL,	<input checked="" type="checkbox"/>	4 118,00 €
107		300-2307-99-013003500130-0021-00001	EFR-07-18-016(130x350x130)	130 x 350 x 130	↕	24 V	44 kg	76 W	1264 p.	<input checked="" type="checkbox"/>	ALU.	<input checked="" type="checkbox"/>	3 554,00 €

















PG.	PIC	INDEKS	CATALOG NO.	DIM. [CM]	USE	APROX.			LIGHT	FB	MATERIAL	PAINT	PRICE
						VOL. [V]	WEIGHT [KG]	POWER [W]					
107		300-2203-6-065001250000-0001-00001	EWP-27-18-002(650x125)	620 x 125	↕	240 V	36 kg	138 W	1896 p.	<input checked="" type="checkbox"/>	ALU.	<input checked="" type="checkbox"/>	2 592,00 €
108		201-3299-31-007501000075-0001-00001	TREE-L-AST-STD100	75 x 100 x 75	↓	24 V	7 kg	10 W	90 p.	<input checked="" type="checkbox"/>	-	<input checked="" type="checkbox"/>	THE PRICE IS IN THE GREENERY WORLD PRICE LIST
108		201-3299-31-009001300090-0001-00001	TREE-L-AST-STD130	90 x 130 x 90	↓	24 V	11 kg	17 W	150 p.	<input checked="" type="checkbox"/>	-	<input checked="" type="checkbox"/>	THE PRICE IS IN THE GREENERY WORLD PRICE LIST
108		201-3299-31-010501600105-0001-00001	TREE-L-AST-STD160	105 x 160 x 105	↓	24 V	17 kg	24 W	210 p.	<input checked="" type="checkbox"/>	-	<input checked="" type="checkbox"/>	THE PRICE IS IN THE GREENERY WORLD PRICE LIST
108		201-3299-31-012501900125-0001-00001	TREE-L-AST-STD190	125 x 190 x 125	↓	24 V	25 kg	34 W	300 p.	<input checked="" type="checkbox"/>	-	<input checked="" type="checkbox"/>	THE PRICE IS IN THE GREENERY WORLD PRICE LIST
108		201-3299-31-014502200145-0001-00001	TREE-L-AST-STD220	145 x 220 x 145	↓	24 V	32 kg	44 W	390 p.	<input checked="" type="checkbox"/>	-	<input checked="" type="checkbox"/>	THE PRICE IS IN THE GREENERY WORLD PRICE LIST
108		201-3299-31-016002500160-0001-00001	TREE-L-AST-STD250	160 x 250 x 160	↓	24 V	41 kg	58 W	510 p.	<input checked="" type="checkbox"/>	-	<input checked="" type="checkbox"/>	THE PRICE IS IN THE GREENERY WORLD PRICE LIST








PG.	PIC	INDEKS	CATALOG NO.	DIM. [CM]	USE	APROX.			LIGHT	FB	MATERIAL	PAINT	PRICE
						VOL. [V]	WEIGHT [KG]	POWER [W]					
108		201-3299-31-007501000075-0001-00002	TRE-DL-AST-STD100	75 x 100 x 75	↓	24 V	7 kg	10 W	90 p.	<input checked="" type="checkbox"/>	-	<input checked="" type="checkbox"/>	THE PRICE IS IN THE GREENERY WORLD PRICE LIST
108		201-3299-31-009001300090-0001-00002	TRE-DL-AST-STD130	90 x 130 x 90	↓	24 V	12 kg	17 W	150 p.	<input checked="" type="checkbox"/>	-	<input checked="" type="checkbox"/>	THE PRICE IS IN THE GREENERY WORLD PRICE LIST
108		201-3299-31-010501600105-0001-00002	TRE-DL-AST-STD160	105 x 160 x 105	↓	24 V	18 kg	24 W	210 p.	<input checked="" type="checkbox"/>	-	<input checked="" type="checkbox"/>	THE PRICE IS IN THE GREENERY WORLD PRICE LIST
108		201-3299-31-012501900125-0001-00002	TRE-DL-AST-STD190	125 x 190 x 125	↓	24 V	26 kg	34 W	300 p.	<input checked="" type="checkbox"/>	-	<input checked="" type="checkbox"/>	THE PRICE IS IN THE GREENERY WORLD PRICE LIST
108		201-3299-31-014502200145-0001-00002	TRE-DL-AST-STD220	145 x 220 x 145	↓	24 V	37 kg	44 W	390 p.	<input checked="" type="checkbox"/>	-	<input checked="" type="checkbox"/>	THE PRICE IS IN THE GREENERY WORLD PRICE LIST
108		201-3299-31-016002500160-0001-00002	TRE-DL-AST-STD250	160 x 250 x 160	↓	24 V	47 kg	58 W	510 p.	<input checked="" type="checkbox"/>	-	<input checked="" type="checkbox"/>	THE PRICE IS IN THE GREENERY WORLD PRICE LIST
108		201-3299-32-007501000075-0001-00001	TREE-L-AST-PRE100	75 x 100 x 75	↓	24 V	7 kg	10 W	90 p.	<input checked="" type="checkbox"/>	-	<input checked="" type="checkbox"/>	THE PRICE IS IN THE GREENERY WORLD PRICE LIST








PG.	PIC	INDEKS	CATALOG NO.	DIM. [CM]	USE	APROX.			LIGHT	FB	MATERIAL	PAINT	PRICE
						VOL. [V]	WEIGHT [KG]	POWER [W]					
108		201-3299-32-009001300090-0001-00001	TREE-L-AST-PRE130	90 x 130 x 90	↓	24 V	12 kg	17 W	150 p.	<input checked="" type="checkbox"/>	-	<input checked="" type="checkbox"/>	THE PRICE IS IN THE GREENERY WORLD PRICE LIST
108		201-3299-32-010501600105-0001-00001	TREE-L-AST-PRE160	105 x 160 x 105	↓	24 V	19 kg	24 W	210 p.	<input checked="" type="checkbox"/>	-	<input checked="" type="checkbox"/>	THE PRICE IS IN THE GREENERY WORLD PRICE LIST
108		201-3299-32-012501900125-0001-00001	TREE-L-AST-PRE190	125 x 190 x 125	↓	24 V	27 kg	34 W	300 p.	<input checked="" type="checkbox"/>	-	<input checked="" type="checkbox"/>	THE PRICE IS IN THE GREENERY WORLD PRICE LIST
108		201-3299-32-014502200145-0001-00001	TREE-L-AST-PRE220	145 x 220 x 145	↓	24 V	35 kg	44 W	390 p.	<input checked="" type="checkbox"/>	-	<input checked="" type="checkbox"/>	THE PRICE IS IN THE GREENERY WORLD PRICE LIST
108		201-3299-32-016002500160-0001-00001	TREE-L-AST-PRE250	160 x 250 x 160	↓	24 V	45 kg	58 W	510 p.	<input checked="" type="checkbox"/>	-	<input checked="" type="checkbox"/>	THE PRICE IS IN THE GREENERY WORLD PRICE LIST
108		201-3299-32-020503000205-0001-00001	TREE-L-AST-PRE300	205 x 300 x 205	↓	24 V	86 kg	156 W	1380 p.	<input checked="" type="checkbox"/>	-	<input checked="" type="checkbox"/>	THE PRICE IS IN THE GREENERY WORLD PRICE LIST
108		201-3299-32-007501000075-0001-00002	TRE-DL-AST-PRE100	75 x 100 x 75	↓	24 V	8 kg	10 W	90 p.	<input checked="" type="checkbox"/>	-	<input checked="" type="checkbox"/>	THE PRICE IS IN THE GREENERY WORLD PRICE LIST

PG.	PIC	INDEKS	CATALOG NO.	DIM. [CM]	USE	APROX.			LIGHT	FB	MATERIAL	PAINT	PRICE
						VOL. [V]	WEIGHT [KG]	POWER [W]					
108		201-3299-32-009001300090-0001-00002	TRE-DL-AST-PRE130	90 x 130 x 90	↓	24 V	12 kg	17 W	150 p.	<input checked="" type="checkbox"/>	-	<input checked="" type="checkbox"/>	THE PRICE IS IN THE GREENERY WORLD PRICE LIST
108		201-3299-32-010501600105-0001-00002	TRE-DL-AST-PRE160	105 x 160 x 105	↓	24 V	20 kg	24 W	210 p.	<input checked="" type="checkbox"/>	-	<input checked="" type="checkbox"/>	THE PRICE IS IN THE GREENERY WORLD PRICE LIST
108		201-3299-32-012501900125-0001-00002	TRE-DL-AST-PRE190	125 x 190 x 125	↓	24 V	28 kg	34 W	300 p.	<input checked="" type="checkbox"/>	-	<input checked="" type="checkbox"/>	THE PRICE IS IN THE GREENERY WORLD PRICE LIST
108		201-3299-32-014502200145-0001-00002	TRE-DL-AST-PRE220	145 x 220 x 145	↓	24 V	39 kg	44 W	390 p.	<input checked="" type="checkbox"/>	-	<input checked="" type="checkbox"/>	THE PRICE IS IN THE GREENERY WORLD PRICE LIST
108		201-3299-32-016002500160-0001-00002	TRE-DL-AST-PRE250	160 x 250 x 160	↓	24 V	50 kg	58 W	510 p.	<input checked="" type="checkbox"/>	-	<input checked="" type="checkbox"/>	THE PRICE IS IN THE GREENERY WORLD PRICE LIST
108		201-3299-32-020503000205-0001-00002	TRE-DL-AST-PRE300	205 x 300 x 205	↓	24 V	97 kg	156 W	1380 p.	<input checked="" type="checkbox"/>	-	<input checked="" type="checkbox"/>	THE PRICE IS IN THE GREENERY WORLD PRICE LIST
108		201-3299-33-007501600075-0001-00001	TREE-L-GAM-STD160	75 x 160 x 75	↓	24 V	15 kg	24 W	210 p.	<input checked="" type="checkbox"/>	-	<input checked="" type="checkbox"/>	THE PRICE IS IN THE GREENERY WORLD PRICE LIST








PG.	PIC	INDEKS	CATALOG NO.	DIM. [CM]	USE	APROX.			LIGHT	FB	MATERIAL	PAINT	PRICE
						VOL. [V]	WEIGHT [KG]	POWER [W]					
108		201-3299-33-008501900085-0001-00001	TREE-L-GAM-STD190	85 x 190 x 85	↓	24 V	21 kg	34 W	300 p.	<input checked="" type="checkbox"/>	-	<input checked="" type="checkbox"/>	THE PRICE IS IN THE GREENERY WORLD PRICE LIST
108		201-3299-33-009502200095-0001-00001	TREE-L-GAM-STD220	95 x 220 x 95	↓	24 V	26 kg	48 W	420 p.	<input checked="" type="checkbox"/>	-	<input checked="" type="checkbox"/>	THE PRICE IS IN THE GREENERY WORLD PRICE LIST
108		201-3299-33-010502500105-0001-00001	TREE-L-GAM-STD250	105 x 250 x 105	↓	24 V	34 kg	68 W	600 p.	<input checked="" type="checkbox"/>	-	<input checked="" type="checkbox"/>	THE PRICE IS IN THE GREENERY WORLD PRICE LIST
108		201-3299-33-013003000130-0001-00001	TREE-L-GAM-STD300	130 x 300 x 130	↓	24 V	58 kg	116 W	1020 p.	<input checked="" type="checkbox"/>	-	<input checked="" type="checkbox"/>	THE PRICE IS IN THE GREENERY WORLD PRICE LIST
108		201-3299-33-016504000165-0001-00001	TREE-L-GAM-STD400	165 x 400 x 165	↓	24 V	117 kg	228 W	2010 p.	<input checked="" type="checkbox"/>	-	<input checked="" type="checkbox"/>	THE PRICE IS IN THE GREENERY WORLD PRICE LIST
108		201-3299-33-020505000205-0001-00001	TREE-L-GAM-STD500	205 x 500 x 205	↓	24 V	187 kg	381 W	3360 p.	<input checked="" type="checkbox"/>	-	<input checked="" type="checkbox"/>	THE PRICE IS IN THE GREENERY WORLD PRICE LIST
108		201-3299-33-007501600075-0001-00002	TRE-DL-GAM-STD160	75 x 160 x 75	↓	24 V	15 kg	24 W	210 p.	<input checked="" type="checkbox"/>	-	<input checked="" type="checkbox"/>	THE PRICE IS IN THE GREENERY WORLD PRICE LIST








PG.	PIC	INDEKS	CATALOG NO.	DIM. [CM]	USE	APROX.			LIGHT	FB	MATERIAL	PAINT	PRICE
						VOL. [V]	WEIGHT [KG]	POWER [W]					
108		201-3299-33-008501900085-0001-00002	TRE-DL-GAM-STD190	85 x 190 x 85	↓	24 V	23 kg	34 W	300 p.	<input checked="" type="checkbox"/>	-	<input checked="" type="checkbox"/>	THE PRICE IS IN THE GREENERY WORLD PRICE LIST
108		201-3299-33-009502200095-0001-00002	TRE-DL-GAM-STD220	95 x 220 x 95	↓	24 V	28 kg	48 W	420 p.	<input checked="" type="checkbox"/>	-	<input checked="" type="checkbox"/>	THE PRICE IS IN THE GREENERY WORLD PRICE LIST
108		201-3299-33-010502500105-0001-00002	TRE-DL-GAM-STD250	105 x 250 x 105	↓	24 V	37 kg	68 W	600 p.	<input checked="" type="checkbox"/>	-	<input checked="" type="checkbox"/>	THE PRICE IS IN THE GREENERY WORLD PRICE LIST
108		201-3299-33-013003000130-0001-00002	TRE-DL-GAM-STD300	130 x 300 x 130	↓	24 V	65 kg	116 W	1020 p.	<input checked="" type="checkbox"/>	-	<input checked="" type="checkbox"/>	THE PRICE IS IN THE GREENERY WORLD PRICE LIST
108		201-3299-33-016504000165-0001-00002	TRE-DL-GAM-STD400	165 x 400 x 165	↓	24 V	127 kg	228 W	2010 p.	<input checked="" type="checkbox"/>	-	<input checked="" type="checkbox"/>	THE PRICE IS IN THE GREENERY WORLD PRICE LIST
108		201-3299-33-020505000205-0001-00002	TRE-DL-GAM-STD500	205 x 500 x 205	↓	24 V	199 kg	381 W	3360 p.	<input checked="" type="checkbox"/>	-	<input checked="" type="checkbox"/>	THE PRICE IS IN THE GREENERY WORLD PRICE LIST
109		201-3299-35-011001600110-0001-00001	TREE-L-THE-STD160	110 x 160 x 110	↓	24 V	17 kg	24 W	210 p.	<input checked="" type="checkbox"/>	-	<input checked="" type="checkbox"/>	THE PRICE IS IN THE GREENERY WORLD PRICE LIST








PG.	PIC	INDEKS	CATALOG NO.	DIM. [CM]	USE	APROX.			LIGHT	FB	MATERIAL	PAINT	PRICE
						VOL. [V]	WEIGHT [KG]	POWER [W]					
109		201-3299-35-012001900120-0001-00001	TREE-L-THE-STD190	120 x 190 x 120	↓	24 V	27 kg	37 W	330 p.	<input checked="" type="checkbox"/>	-	<input checked="" type="checkbox"/>	THE PRICE IS IN THE GREENERY WORLD PRICE LIST
109		201-3299-35-013502200135-0001-00001	TREE-L-THE-STD220	135 x 220 x 135	↓	24 V	34 kg	48 W	420 p.	<input checked="" type="checkbox"/>	-	<input checked="" type="checkbox"/>	THE PRICE IS IN THE GREENERY WORLD PRICE LIST
109		201-3299-35-014502500145-0001-00001	TREE-L-THE-STD250	145 x 250 x 145	↓	24 V	42 kg	61 W	540 p.	<input checked="" type="checkbox"/>	-	<input checked="" type="checkbox"/>	THE PRICE IS IN THE GREENERY WORLD PRICE LIST
109		201-3299-35-016503000165-0001-00001	TREE-L-THE-STD300	165 x 300 x 165	↓	24 V	78 kg	109 W	960 p.	<input checked="" type="checkbox"/>	-	<input checked="" type="checkbox"/>	THE PRICE IS IN THE GREENERY WORLD PRICE LIST
109		201-3299-35-021504000215-0001-00001	TREE-L-THE-STD400	215 x 400 x 215	↓	24 V	151 kg	231 W	2040 p.	<input checked="" type="checkbox"/>	-	<input checked="" type="checkbox"/>	THE PRICE IS IN THE GREENERY WORLD PRICE LIST
109		201-3299-35-026505000265-0001-00001	TREE-L-THE-STD500	265 x 500 x 265	↓	24 V	237 kg	374 W	3300 p.	<input checked="" type="checkbox"/>	-	<input checked="" type="checkbox"/>	THE PRICE IS IN THE GREENERY WORLD PRICE LIST
109		201-3299-35-011001600110-0001-00002	TRE-DL-THE-STD160	110 x 160 x 110	↓	24 V	19 kg	24 W	210 p.	<input checked="" type="checkbox"/>	-	<input checked="" type="checkbox"/>	THE PRICE IS IN THE GREENERY WORLD PRICE LIST



PG.	PIC	INDEKS	CATALOG NO.	DIM. [CM]	USE	APROX.			LIGHT	FB	MATERIAL	PAINT	PRICE
						VOL. [V]	WEIGHT [KG]	POWER [W]					
109		201-3299-35-012001900120-0001-00002	TRE-DL-THE-STD190	120 x 190 x 120	↓	24 V	31 kg	37 W	330 p.	<input checked="" type="checkbox"/>	-	<input checked="" type="checkbox"/>	THE PRICE IS IN THE GREENERY WORLD PRICE LIST
109		201-3299-35-013502200135-0001-00002	TRE-DL-THE-STD220	135 x 220 x 135	↓	24 V	40 kg	48 W	420 p.	<input checked="" type="checkbox"/>	-	<input checked="" type="checkbox"/>	THE PRICE IS IN THE GREENERY WORLD PRICE LIST
109		201-3299-35-014502500145-0001-00002	TRE-DL-THE-STD250	145 x 250 x 145	↓	24 V	50 kg	61 W	540 p.	<input checked="" type="checkbox"/>	-	<input checked="" type="checkbox"/>	THE PRICE IS IN THE GREENERY WORLD PRICE LIST
109		201-3299-35-016503000165-0001-00002	TRE-DL-THE-STD300	165 x 300 x 165	↓	24 V	88 kg	109 W	960 p.	<input checked="" type="checkbox"/>	-	<input checked="" type="checkbox"/>	THE PRICE IS IN THE GREENERY WORLD PRICE LIST
109		201-3299-35-021504000215-0001-00002	TRE-DL-THE-STD400	215 x 400 x 215	↓	24 V	166 kg	231 W	2040 p.	<input checked="" type="checkbox"/>	-	<input checked="" type="checkbox"/>	THE PRICE IS IN THE GREENERY WORLD PRICE LIST
109		201-3299-35-026505000265-0001-00002	TRE-DL-THE-STD500	265 x 500 x 265	↓	24 V	255 kg	374 W	3300 p.	<input checked="" type="checkbox"/>	-	<input checked="" type="checkbox"/>	THE PRICE IS IN THE GREENERY WORLD PRICE LIST
109		201-3299-38-013001600130-0001-00001	TREE-L-STE-PRE160	130 x 160 x 130	↓	24 V	24 kg	37 W	330 p.	<input checked="" type="checkbox"/>	-	<input checked="" type="checkbox"/>	THE PRICE IS IN THE GREENERY WORLD PRICE LIST

















PG.	PIC	INDEKS	CATALOG NO.	DIM. [CM]	USE	APROX.			LIGHT	FB	MATERIAL	PAINT	PRICE
						VOL. [V]	WEIGHT [KG]	POWER [W]					
109		201-3299-38-014501900145-0001-00001	TREE-L-STE-PRE190	145 x 190 x 145	↓	24 V	34 kg	54 W	480 p.	<input checked="" type="checkbox"/>	-	<input checked="" type="checkbox"/>	THE PRICE IS IN THE GREENERY WORLD PRICE LIST
109		201-3299-38-018002200180-0001-00001	TREE-L-STE-PRE220	180 x 220 x 180	↓	24 V	49 kg	78 W	690 p.	<input checked="" type="checkbox"/>	-	<input checked="" type="checkbox"/>	THE PRICE IS IN THE GREENERY WORLD PRICE LIST
109		201-3299-38-018502500185-0001-00001	TREE-L-STE-PRE250	185 x 250 x 185	↓	24 V	62 kg	105 W	930 p.	<input checked="" type="checkbox"/>	-	<input checked="" type="checkbox"/>	THE PRICE IS IN THE GREENERY WORLD PRICE LIST
109		201-3299-38-021503000215-0001-00001	TREE-L-STE-PRE300	215 x 300 x 215	↓	24 V	98 kg	160 W	1410 p.	<input checked="" type="checkbox"/>	-	<input checked="" type="checkbox"/>	THE PRICE IS IN THE GREENERY WORLD PRICE LIST
109		201-3299-38-024004000240-0001-00001	TREE-L-STE-PRE400	240 x 400 x 240	↓	24 V	166 kg	292 W	2580 p.	<input checked="" type="checkbox"/>	-	<input checked="" type="checkbox"/>	THE PRICE IS IN THE GREENERY WORLD PRICE LIST
109		201-3299-38-028005000280-0001-00001	TREE-L-STE-PRE500	280 x 500 x 280	↓	24 V	253 kg	449 W	3960 p.	<input checked="" type="checkbox"/>	-	<input checked="" type="checkbox"/>	THE PRICE IS IN THE GREENERY WORLD PRICE LIST
109		201-3299-38-013001600130-0001-00002	TRE-DL-STE-PRE160	130 x 160 x 130	↓	24 V	27 kg	37 W	330 p.	<input checked="" type="checkbox"/>	-	<input checked="" type="checkbox"/>	THE PRICE IS IN THE GREENERY WORLD PRICE LIST








PG.	PIC	INDEKS	CATALOG NO.	DIM. [CM]	USE	APROX.			LIGHT	FB	MATERIAL	PAINT	PRICE
						VOL. [V]	WEIGHT [KG]	POWER [W]					
109		201-3299-38-014501900145-0001-00002	TRE-DL-STE-PRE190	145 x 190 x 145	↓	24 V	38 kg	54 W	480 p.	<input checked="" type="checkbox"/>	-	<input checked="" type="checkbox"/>	THE PRICE IS IN THE GREENERY WORLD PRICE LIST
109		201-3299-38-018002200180-0001-00002	TRE-DL-STE-PRE220	180 x 220 x 180	↓	24 V	57 kg	78 W	690 p.	<input checked="" type="checkbox"/>	-	<input checked="" type="checkbox"/>	THE PRICE IS IN THE GREENERY WORLD PRICE LIST
109		201-3299-38-018502500185-0001-00002	TRE-DL-STE-PRE250	185 x 250 x 185	↓	24 V	70 kg	105 W	930 p.	<input checked="" type="checkbox"/>	-	<input checked="" type="checkbox"/>	THE PRICE IS IN THE GREENERY WORLD PRICE LIST
109		201-3299-38-021503000215-0001-00002	TRE-DL-STE-PRE300	215 x 300 x 215	↓	24 V	108 kg	160 W	1410 p.	<input checked="" type="checkbox"/>	-	<input checked="" type="checkbox"/>	THE PRICE IS IN THE GREENERY WORLD PRICE LIST
109		201-3299-38-024004000240-0001-00002	TRE-DL-STE-PRE400	240 x 400 x 240	↓	24 V	182 kg	292 W	2580 p.	<input checked="" type="checkbox"/>	-	<input checked="" type="checkbox"/>	THE PRICE IS IN THE GREENERY WORLD PRICE LIST
109		201-3299-38-028005000280-0001-00002	TRE-DL-STE-PRE500	280 x 500 x 280	↓	24 V	273 kg	449 W	3960 p.	<input checked="" type="checkbox"/>	-	<input checked="" type="checkbox"/>	THE PRICE IS IN THE GREENERY WORLD PRICE LIST
109		201-3299-44-010501300105-5001-00001	TREE-L-COM-MPE130	105 x 130 x 105	↓	24 V	13 kg	17 W	150 p.	<input checked="" type="checkbox"/>	-	<input checked="" type="checkbox"/>	THE PRICE IS IN THE GREENERY WORLD PRICE LIST






PG.	PIC	INDEKS	CATALOG NO.	DIM. [CM]	USE	APROX.			LIGHT	FB	MATERIAL	PAINT	PRICE
						VOL. [V]	WEIGHT [KG]	POWER [W]					
109		201-3299-44-012001600120-5001-00001	TREE-L-COM-MPE160	120 x 160 x 120	↓	24 V	19 kg	24 W	210 p.	<input checked="" type="checkbox"/>	-	<input checked="" type="checkbox"/>	THE PRICE IS IN THE GREENERY WORLD PRICE LIST
109		201-3299-44-012501900125-5001-00001	TREE-L-COM-MPE190	125 x 190 x 125	↓	24 V	27 kg	34 W	300 p.	<input checked="" type="checkbox"/>	-	<input checked="" type="checkbox"/>	THE PRICE IS IN THE GREENERY WORLD PRICE LIST
109		201-3299-44-015002200150-5001-00001	TREE-L-COM-MPE220	150 x 220 x 150	↓	24 V	37 kg	51 W	450 p.	<input checked="" type="checkbox"/>	-	<input checked="" type="checkbox"/>	THE PRICE IS IN THE GREENERY WORLD PRICE LIST
109		201-3299-44-016502500165-5001-00001	TREE-L-COM-MPE250	165 x 250 x 165	↓	24 V	49 kg	75 W	660 p.	<input checked="" type="checkbox"/>	-	<input checked="" type="checkbox"/>	THE PRICE IS IN THE GREENERY WORLD PRICE LIST
109		201-3299-44-020003000200-5001-00001	TREE-L-COM-MPE300	200 x 300 x 200	↓	24 V	92 kg	126 W	1110 p.	<input checked="" type="checkbox"/>	-	<input checked="" type="checkbox"/>	THE PRICE IS IN THE GREENERY WORLD PRICE LIST
109		201-3299-44-026504000265-5001-00001	TREE-L-COM-MPE400	265 x 400 x 265	↓	24 V	185 kg	279 W	2460 p.	<input checked="" type="checkbox"/>	-	<input checked="" type="checkbox"/>	THE PRICE IS IN THE GREENERY WORLD PRICE LIST
109		201-3299-44-034005000340-5001-00001	TREE-L-COM-MPE500	340 x 500 x 340	↓	24 V	321 kg	469 W	4140 p.	<input checked="" type="checkbox"/>	-	<input checked="" type="checkbox"/>	THE PRICE IS IN THE GREENERY WORLD PRICE LIST

PG.	PIC	INDEKS	CATALOG NO.	DIM. [CM]	USE	APROX.			LIGHT	FB	MATERIAL	PAINT	PRICE
						VOL. [V]	WEIGHT [KG]	POWER [W]					
109		201-3299-44-010501300105-5001-00002	TRE-DL-COM-MPE130	105 x 130 x 105	↓	24 V	14 kg	17 W	150 p.	<input checked="" type="checkbox"/>	-	<input checked="" type="checkbox"/>	THE PRICE IS IN THE GREENERY WORLD PRICE LIST
109		201-3299-44-012001600120-5001-00002	TRE-DL-COM-MPE160	120 x 160 x 120	↓	24 V	22 kg	24 W	210 p.	<input checked="" type="checkbox"/>	-	<input checked="" type="checkbox"/>	THE PRICE IS IN THE GREENERY WORLD PRICE LIST
109		201-3299-44-012501900125-5001-00002	TRE-DL-COM-MPE190	125 x 190 x 125	↓	24 V	31 kg	34 W	300 p.	<input checked="" type="checkbox"/>	-	<input checked="" type="checkbox"/>	THE PRICE IS IN THE GREENERY WORLD PRICE LIST
109		201-3299-44-015002200150-5001-00002	TRE-DL-COM-MPE220	150 x 220 x 150	↓	24 V	42 kg	51 W	450 p.	<input checked="" type="checkbox"/>	-	<input checked="" type="checkbox"/>	THE PRICE IS IN THE GREENERY WORLD PRICE LIST
109		201-3299-44-016502500165-5001-00002	TRE-DL-COM-MPE250	165 x 250 x 165	↓	24 V	56 kg	75 W	660 p.	<input checked="" type="checkbox"/>	-	<input checked="" type="checkbox"/>	THE PRICE IS IN THE GREENERY WORLD PRICE LIST
109		201-3299-44-020003000200-5001-00002	TRE-DL-COM-MPE300	200 x 300 x 200	↓	24 V	102 kg	126 W	1110 p.	<input checked="" type="checkbox"/>	-	<input checked="" type="checkbox"/>	THE PRICE IS IN THE GREENERY WORLD PRICE LIST
109		201-3299-44-026504000265-5001-00002	TRE-DL-COM-MPE400	265 x 400 x 265	↓	24 V	199 kg	279 W	2460 p.	<input checked="" type="checkbox"/>	-	<input checked="" type="checkbox"/>	THE PRICE IS IN THE GREENERY WORLD PRICE LIST








PG.	PIC	INDEKS	CATALOG NO.	DIM. [CM]	USE	APROX.			LIGHT	FB	MATERIAL	PAINT	PRICE
						VOL. [V]	WEIGHT [KG]	POWER [W]					
109		201-3299-44-034005000340-5001-00002	TRE-DL-COM-MPE500	340 x 500 x 340	↓	24 V	337 kg	469 W	4140 p.	<input checked="" type="checkbox"/>	-	<input checked="" type="checkbox"/>	THE PRICE IS IN THE GREENERY WORLD PRICE LIST
110		201-3299-46-005501000055-0001-00001	TREE-L-LUN-STD100	55 x 100 x 55	↓	24 V	8 kg	14 W	120 p.	<input checked="" type="checkbox"/>	-	<input checked="" type="checkbox"/>	THE PRICE IS IN THE GREENERY WORLD PRICE LIST
110		201-3299-46-007001300070-0001-00001	TREE-L-LUN-STD130	70 x 130 x 70	↓	24 V	12 kg	20 W	180 p.	<input checked="" type="checkbox"/>	-	<input checked="" type="checkbox"/>	THE PRICE IS IN THE GREENERY WORLD PRICE LIST
110		201-3299-46-008501600085-0001-00001	TREE-L-LUN-STD160	85 x 160 x 85	↓	24 V	19 kg	27 W	240 p.	<input checked="" type="checkbox"/>	-	<input checked="" type="checkbox"/>	THE PRICE IS IN THE GREENERY WORLD PRICE LIST
110		201-3299-46-010501900105-0001-00001	TREE-L-LUN-STD190	105 x 190 x 105	↓	24 V	27 kg	37 W	330 p.	<input checked="" type="checkbox"/>	-	<input checked="" type="checkbox"/>	THE PRICE IS IN THE GREENERY WORLD PRICE LIST
110		201-3299-46-011502200115-0001-00001	TREE-L-LUN-STD220	115 x 220 x 115	↓	24 V	35 kg	51 W	450 p.	<input checked="" type="checkbox"/>	-	<input checked="" type="checkbox"/>	THE PRICE IS IN THE GREENERY WORLD PRICE LIST
110		201-3299-46-013502500135-0001-00001	TREE-L-LUN-STD250	135 x 250 x 135	↓	24 V	44 kg	68 W	600 p.	<input checked="" type="checkbox"/>	-	<input checked="" type="checkbox"/>	THE PRICE IS IN THE GREENERY WORLD PRICE LIST








PG.	PIC	INDEKS	CATALOG NO.	DIM. [CM]	USE	APROX.			LIGHT	FB	MATERIAL	PAINT	PRICE
						VOL. [V]	WEIGHT [KG]	POWER [W]					
110		201-3299-46-014503000145-0001-00001	TREE-L-LUN-STD300	145 x 300 x 145	↓	24 V	74 kg	116 W	1020 p.	<input checked="" type="checkbox"/>	-	<input checked="" type="checkbox"/>	THE PRICE IS IN THE GREENERY WORLD PRICE LIST
110		201-3299-46-020504000205-0001-00001	TREE-L-LUN-STD400	205 x 400 x 205	↓	24 V	145 kg	252 W	2220 p.	<input checked="" type="checkbox"/>	-	<input checked="" type="checkbox"/>	THE PRICE IS IN THE GREENERY WORLD PRICE LIST
110		201-3299-46-026505000265-0001-00001	TREE-L-LUN-STD500	265 x 500 x 265	↓	24 V	239 kg	432 W	3810 p.	<input checked="" type="checkbox"/>	-	<input checked="" type="checkbox"/>	THE PRICE IS IN THE GREENERY WORLD PRICE LIST
110		201-3299-46-005501000055-0001-00002	TRE-DL-LUN-STD100	55 x 100 x 55	↓	24 V	8 kg	14 W	120 p.	<input checked="" type="checkbox"/>	-	<input checked="" type="checkbox"/>	THE PRICE IS IN THE GREENERY WORLD PRICE LIST
110		201-3299-46-007001300070-0001-00002	TRE-DL-LUN-STD130	70 x 130 x 70	↓	24 V	13 kg	20 W	180 p.	<input checked="" type="checkbox"/>	-	<input checked="" type="checkbox"/>	THE PRICE IS IN THE GREENERY WORLD PRICE LIST
110		201-3299-46-008501600085-0001-00002	TRE-DL-LUN-STD160	85 x 160 x 85	↓	24 V	21 kg	27 W	240 p.	<input checked="" type="checkbox"/>	-	<input checked="" type="checkbox"/>	THE PRICE IS IN THE GREENERY WORLD PRICE LIST
110		201-3299-46-010501900105-0001-00002	TRE-DL-LUN-STD190	105 x 190 x 105	↓	24 V	30 kg	37 W	330 p.	<input checked="" type="checkbox"/>	-	<input checked="" type="checkbox"/>	THE PRICE IS IN THE GREENERY WORLD PRICE LIST

PG.	PIC	INDEKS	CATALOG NO.	DIM. [CM]	USE	APROX.			LIGHT	FB	MATERIAL	PAINT	PRICE
						VOL. [V]	WEIGHT [KG]	POWER [W]					
110		201-3299-46-011502200115-0001-00002	TRE-DL-LUN-STD220	115 x 220 x 115	↓	24 V	40 kg	51 W	450 p.	<input checked="" type="checkbox"/>	-	<input checked="" type="checkbox"/>	THE PRICE IS IN THE GREENERY WORLD PRICE LIST
110		201-3299-46-013502500135-0001-00002	TRE-DL-LUN-STD250	135 x 250 x 135	↓	24 V	50 kg	68 W	600 p.	<input checked="" type="checkbox"/>	-	<input checked="" type="checkbox"/>	THE PRICE IS IN THE GREENERY WORLD PRICE LIST
110		201-3299-46-014503000145-0001-00002	TRE-DL-LUN-STD300	145 x 300 x 145	↓	24 V	83 kg	116 W	1020 p.	<input checked="" type="checkbox"/>	-	<input checked="" type="checkbox"/>	THE PRICE IS IN THE GREENERY WORLD PRICE LIST
110		201-3299-46-020504000205-0001-00002	TRE-DL-LUN-STD400	205 x 400 x 205	↓	24 V	157 kg	252 W	2220 p.	<input checked="" type="checkbox"/>	-	<input checked="" type="checkbox"/>	THE PRICE IS IN THE GREENERY WORLD PRICE LIST
110		201-3299-46-026505000265-0001-00002	TRE-DL-LUN-STD500	265 x 500 x 265	↓	24 V	253 kg	432 W	3810 p.	<input checked="" type="checkbox"/>	-	<input checked="" type="checkbox"/>	THE PRICE IS IN THE GREENERY WORLD PRICE LIST
110		300-3307-4-008002900080-0021-00001	ERK-07-14-001(80x290x80)	80 x 290 x 80	↓	24 V	27 kg	50 W	500 p.	<input checked="" type="checkbox"/>	-	<input checked="" type="checkbox"/>	1 170,00 €
110		300-3307-5-007502800075-0021-00001	ERC-03-14-001(75x280x75)	75 x 280 x 75	↕	24 V	48 kg	50 W	500 p.	<input checked="" type="checkbox"/>	STL,	<input checked="" type="checkbox"/>	1 912,00 €








PG.	PIC	INDEKS	CATALOG NO.	DIM. [CM]	USE	APROX.			LIGHT	FB	MATERIAL	PAINT	PRICE
						VOL. [V]	WEIGHT [KG]	POWER [W]					
110		300-2307-10-006001500060-5021-00001	ERK-08-16-001(60x150x60)	60 x 150 x 60	↕	24 V	19 kg	25 W	250 p.	<input checked="" type="checkbox"/>	& ALU	<input checked="" type="checkbox"/>	1 177,00 €
110		300-2307-4-005002200050-0021-00001	ERK-03-19-001(50x220x50)	50 x 220 x 50	↓	24 V	24 kg	33 W	600 p.	<input checked="" type="checkbox"/>	ALU.	<input checked="" type="checkbox"/>	1 223,00 €
110		300-2307-4-005002800050-0021-00001	ERK-03-19-001(50x280x50)	50 x 280 x 50	↓	24 V	28 kg	39 W	700 p.	<input checked="" type="checkbox"/>	ALU.	<input checked="" type="checkbox"/>	1 547,00 €
111		201-3299-44-010502200105-0001-00001	TRE-DL-POT-STD220	105 x 220 x 105	↕	24 V	22 kg	20 W	200 p.	<input checked="" type="checkbox"/>	-	<input checked="" type="checkbox"/>	THE PRICE IS IN THE GREENERY WORLD PRICE LIST
114		300-2215-1-008500850000-0001-00002	ENX-19-20-001(85x85)	85 x 85	↕	24 V	3 kg	11 W	252 p.	<input checked="" type="checkbox"/>	ALU.	<input checked="" type="checkbox"/>	173,00 €
114		300-2315-1-008500850085-0001-00003	ENX-19-20-006(85x85x85)	85 x 85 x 85	↕	24 V	5 kg	21 W	504 p.	<input checked="" type="checkbox"/>	ALU.	<input checked="" type="checkbox"/>	356,00 €
114		300-2215-1-008500850000-0001-00003	ENX-19-20-002(85x85)	85 x 85	↕	24 V	3 kg	9 W	216 p.	<input checked="" type="checkbox"/>	ALU.	<input checked="" type="checkbox"/>	165,00 €














PG.	PIC	INDEKS	CATALOG NO.	DIM. [CM]	USE	APROX.			LIGHT	FB	MATERIAL	PAINT	PRICE
						VOL. [V]	WEIGHT [KG]	POWER [W]					
114		300-2315-1-008500850085-0001-00004	ENX-19-20-007(85x85x85)	85 x 85 x 85	↕	24 V	4 kg	18 W	432 p.	<input checked="" type="checkbox"/>	ALU.	<input checked="" type="checkbox"/>	308,00 €
115		300-2215-2-008500850000-0001-00002	ENX-19-20-003(85x85)	85 x 85	↕	24 V	4 kg	11 W	252 p.	<input checked="" type="checkbox"/>	ALU.	<input checked="" type="checkbox"/>	224,00 €
115		300-2315-2-008500850085-0001-00001	ENX-19-20-008(85x85x85)	85 x 85 x 85	↕	24 V	6 kg	21 W	504 p.	<input checked="" type="checkbox"/>	ALU.	<input checked="" type="checkbox"/>	490,00 €
115		300-2215-1-006500850000-0001-00001	ENX-19-20-004(65x85)	65 x 85	↕	24 V	2 kg	6 W	144 p.	<input checked="" type="checkbox"/>	ALU.	<input checked="" type="checkbox"/>	166,00 €
115		300-2315-1-006500850065-0001-00001	ENX-19-20-009(65x85x65)	65 x 85 x 65	↕	24 V	3 kg	8 W	180 p.	<input checked="" type="checkbox"/>	ALU.	<input checked="" type="checkbox"/>	270,00 €
115		300-2215-1-008500850000-0001-00004	ENX-19-20-005(85x85)	85 x 85	↕	24 V	4 kg	18 W	280 p.	<input checked="" type="checkbox"/>	ALU.	<input checked="" type="checkbox"/>	294,00 €
115		300-2315-1-008500850085-0001-00005	ENX-19-20-010(85x85x85)	85 x 85 x 85	↕	24 V	8 kg	45 W	660 p.	<input checked="" type="checkbox"/>	ALU.	<input checked="" type="checkbox"/>	639,00 €







PG.	PIC	INDEKS	CATALOG NO.	DIM. [CM]	USE	APROX.			LIGHT	FB	MATERIAL	PAINT	PRICE
						VOL. [V]	WEIGHT [KG]	POWER [W]					
115		300-2215-1-010501050000-0001-00001	ENX-19-20-001(105x105)	105 x 105	↕	24 V	4 kg	12 W	288 p.	<input checked="" type="checkbox"/>	ALU.	<input checked="" type="checkbox"/>	216,00 €
115		300-2215-1-014501450000-0001-00002	ENX-19-20-001(145x145)	145 x 145	↕	24 V	5 kg	17 W	396 p.	<input checked="" type="checkbox"/>	ALU.	<input checked="" type="checkbox"/>	277,00 €
115		300-2315-1-010501050105-0001-00003	ENX-19-20-006(105x105x105)	105 x 105 x 105	↕	24 V	6 kg	24 W	576 p.	<input checked="" type="checkbox"/>	ALU.	<input checked="" type="checkbox"/>	424,00 €
115		300-2315-1-014501450145-0001-00001	ENX-19-20-006(145x145x145)	145 x 145 x 145	↕	24 V	9 kg	33 W	792 p.	<input checked="" type="checkbox"/>	ALU.	<input checked="" type="checkbox"/>	545,00 €
115		300-2215-1-010501050000-0001-00002	ENX-19-20-002(105x105)	105 x 105	↕	24 V	3 kg	11 W	252 p.	<input checked="" type="checkbox"/>	ALU.	<input checked="" type="checkbox"/>	198,00 €
115		300-2215-1-014501450000-0001-00003	ENX-19-20-002(145x145)	145 x 145	↕	24 V	4 kg	15 W	360 p.	<input checked="" type="checkbox"/>	ALU.	<input checked="" type="checkbox"/>	273,00 €
115		300-2315-1-010501050105-0001-00004	ENX-19-20-007(105x105x105)	105 x 105 x 105	↕	24 V	6 kg	21 W	504 p.	<input checked="" type="checkbox"/>	ALU.	<input checked="" type="checkbox"/>	381,00 €








PG.	PIC	INDEKS	CATALOG NO.	DIM. [CM]	USE	APROX.			LIGHT	FB	MATERIAL	PAINT	PRICE
						VOL. [V]	WEIGHT [KG]	POWER [W]					
115		300-2315-1-014501450145-0001-00002	ENX-19-20-007(145x145x145)	145 x 145 x 145	↕	24 V	8 kg	30 W	720 p.	<input checked="" type="checkbox"/>	ALU.	<input checked="" type="checkbox"/>	522,00 €
115		300-2215-2-010501050000-0001-00001	ENX-19-20-003(105x105)	105 x 105	↕	24 V	5 kg	17 W	396 p.	<input checked="" type="checkbox"/>	ALU.	<input checked="" type="checkbox"/>	300,00 €
115		300-2215-2-014501450000-0001-00001	ENX-19-20-003(145x145)	145 x 145	↕	24 V	6 kg	20 W	468 p.	<input checked="" type="checkbox"/>	ALU.	<input checked="" type="checkbox"/>	360,00 €
115		300-2315-2-010501050105-0001-00001	ENX-19-20-008(105x105x105)	105 x 105 x 105	↕	24 V	8 kg	33 W	792 p.	<input checked="" type="checkbox"/>	ALU.	<input checked="" type="checkbox"/>	570,00 €
115		300-2315-2-014501450145-0001-00001	ENX-19-20-008(145x145x145)	145 x 145 x 145	↕	24 V	10 kg	39 W	936 p.	<input checked="" type="checkbox"/>	ALU.	<input checked="" type="checkbox"/>	711,00 €
115		300-2215-1-008001050000-0001-00001	ENX-19-20-004(80x105)	80 x 105	↕	24 V	3 kg	8 W	180 p.	<input checked="" type="checkbox"/>	ALU.	<input checked="" type="checkbox"/>	197,00 €
115		300-2215-1-011001450000-0001-00001	ENX-19-20-004(110x145)	110 x 145	↕	24 V	3 kg	9 W	216 p.	<input checked="" type="checkbox"/>	ALU.	<input checked="" type="checkbox"/>	265,00 €

PG.	PIC	INDEKS	CATALOG NO.	DIM. [CM]	USE	APROX.			LIGHT	FB	MATERIAL	PAINT	PRICE
						VOL. [V]	WEIGHT [KG]	POWER [W]					
115		300-2315-1-008001050080-0001-00001	ENX-19-20-009(80x105x80)	80 x 105 x 80	↕	24 V	4 kg	9 W	216 p.	<input checked="" type="checkbox"/>	ALU.	<input checked="" type="checkbox"/>	331,00 €
115		300-2315-1-011001450110-0001-00001	ENX-19-20-009(110x145x110)	110 x 145 x 110	↕	24 V	5 kg	14 W	324 p.	<input checked="" type="checkbox"/>	ALU.	<input checked="" type="checkbox"/>	534,00 €
115		300-2215-1-010501050000-0001-00003	ENX-19-20-005(105x105)	105 x 105	↕	24 V	6 kg	29 W	416 p.	<input checked="" type="checkbox"/>	ALU.	<input checked="" type="checkbox"/>	409,00 €
115		300-2215-1-014501450000-0001-00004	ENX-19-20-005(145x145)	145 x 145	↕	24 V	9 kg	44 W	624 p.	<input checked="" type="checkbox"/>	ALU.	<input checked="" type="checkbox"/>	575,00 €
115		300-2315-1-010501050105-0001-00005	ENX-19-20-010(105x105x105)	105 x 105 x 105	↕	24 V	11 kg	48 W	732 p.	<input checked="" type="checkbox"/>	ALU.	<input checked="" type="checkbox"/>	714,00 €
115		300-2315-1-014501450145-0001-00003	ENX-19-20-010(145x145x145)	145 x 145 x 145	↕	24 V	16 kg	76 W	1112 p.	<input checked="" type="checkbox"/>	ALU.	<input checked="" type="checkbox"/>	1 050,00 €
116		300-3307-14-006502000065-0021-00002	ERC-08-18-001(65x200x65)	65 x 200 x 65	↕	24 V	16 kg	30 W	300 p.	<input checked="" type="checkbox"/>	STL	<input checked="" type="checkbox"/>	603,00 €






PG.	PIC	INDEKS	CATALOG NO.	DIM. [CM]	USE	APROX.			LIGHT	FB	MATERIAL	PAINT	PRICE
						VOL. [V]	WEIGHT [KG]	POWER [W]					
116		300-3307-14-010003000100-0021-00001	ERC-08-18-001(100x300x100)	100 x 300 x 100	↕	24 V	34 kg	60 W	600 p.	<input checked="" type="checkbox"/>	STL	<input checked="" type="checkbox"/>	1 261,00 €
116		300-3307-14-013504000135-0021-00004	ERC-08-18-001(135x400x135)	135 x 400 x 135	↕	24 V	61 kg	140 W	1400 p.	<input checked="" type="checkbox"/>	STL	<input checked="" type="checkbox"/>	2 124,00 €
116		300-3307-14-016505000165-0021-00001	ERC-08-18-001(165x500x165)	165 x 500 x 165	↕	24 V	106 kg	200 W	2000 p.	<input checked="" type="checkbox"/>	STL	<input checked="" type="checkbox"/>	3 648,00 €
116		300-3307-14-016505000165-0021-00001	ERC-08-18-001(165x500x165)	165 x 500 x 165	↕	24 V	106 kg	200 W	2000 p.	<input checked="" type="checkbox"/>	STL	<input checked="" type="checkbox"/>	3 648,00 €
116		300-3307-14-020006000200-0021-00001	ERC-08-18-001(200x600x200)	200 x 600 x 200	↕	24 V	150 kg	300 W	3000 p.	<input checked="" type="checkbox"/>	STL	<input checked="" type="checkbox"/>	5 175,00 €
116		300-3307-14-023007000230-0021-00001	ERC-08-18-001(230x700x230)	230 x 700 x 230	↕	24 V	234 kg	380 W	3800 p.	<input checked="" type="checkbox"/>	STL	<input checked="" type="checkbox"/>	7 726,00 €
116		300-3307-14-026508000265-0021-00003	ERC-08-18-001(265x800x265)	265 x 800 x 265	↕	24 V	308 kg	500 W	5000 p.	<input checked="" type="checkbox"/>	STL	<input checked="" type="checkbox"/>	9 785,00 €







PG.	PIC	INDEKS	CATALOG NO.	DIM. [CM]	USE	APROX.			LIGHT	FB	MATERIAL	PAINT	PRICE
						VOL. [V]	WEIGHT [KG]	POWER [W]					
116		300-3307-14-030009000300-0021-00001	ERC-08-18-001(300x900x300)	300 x 900 x 300	↕	24 V	406 kg	620 W	6200 p.	<input checked="" type="checkbox"/>	STL	<input checked="" type="checkbox"/>	11 679,00 €
116		300-3307-14-033010000330-0021-00001	ERC-08-18-001(330x1000x330)	330 x 1000 x 330	↕	24 V	486 kg	700 W	7000 p.	<input checked="" type="checkbox"/>	STL	<input checked="" type="checkbox"/>	15 117,00 €
116		300-3307-14-039012000390-0021-00002	ERC-08-18-001(390x1200x390)	390 x 1200 x 390	↕	24 V	739 kg	940 W	9400 p.	<input checked="" type="checkbox"/>	STL	<input checked="" type="checkbox"/>	22 552,00 €
116		300-3307-14-045014000450-0021-00001	ERC-08-18-001(450x1400x450)	450 x 1400 x 450	↕	24 V	1048 kg	1240 W	12400 p.	<input checked="" type="checkbox"/>	STL	<input checked="" type="checkbox"/>	33 723,00 €
116		300-3307-14-052516000525-0021-00001	ERC-08-18-001(525x1600x525)	525 x 1600 x 525	↕	24 V	1541 kg	1640 W	16400 p.	<input checked="" type="checkbox"/>	STL	<input checked="" type="checkbox"/>	48 313,00 €
116		300-3307-14-059018000590-0021-00001	ERC-08-18-001(590x1800x590)	590 x 1800 x 590	↕	24 V	2106 kg	2040 W	20400 p.	<input checked="" type="checkbox"/>	STL	<input checked="" type="checkbox"/>	68 899,00 €
116		201-3207-14-008502000085-0021-00002	CCU-01-18-011(85x200x85)	85 x 200 x 85	↕	24 V	27 kg	30 W	300 p.	<input checked="" type="checkbox"/>	STL	<input checked="" type="checkbox"/>	878,00 €








PG.	PIC	INDEKS	CATALOG NO.	DIM. [CM]	USE	APROX.			LIGHT	FB	MATERIAL	PAINT	PRICE
						VOL. [V]	WEIGHT [KG]	POWER [W]					
116		201-3207-14-012003000120-0021-00002	CCU-01-18-011(120x300x120)	120 x 300 x 120	↕	24 V	58 kg	60 W	600 p.	<input checked="" type="checkbox"/>	STL	<input checked="" type="checkbox"/>	1 896,00 €
116		201-3207-14-015004000150-0021-00001	CCU-01-18-011(150x400x150)	150 x 400 x 150	↕	24 V	91 kg	100 W	1000 p.	<input checked="" type="checkbox"/>	STL	<input checked="" type="checkbox"/>	2 881,00 €
116		201-3207-14-018505000185-0021-00001	CCU-01-18-011(185x500x185)	185 x 500 x 185	↕	24 V	159 kg	160 W	1600 p.	<input checked="" type="checkbox"/>	STL	<input checked="" type="checkbox"/>	4 944,00 €
116		201-3207-14-021506000215-0021-00001	CCU-01-18-011(215x600x215)	215 x 600 x 215	↕	24 V	222 kg	220 W	2200 p.	<input checked="" type="checkbox"/>	STL	<input checked="" type="checkbox"/>	6 831,00 €
116		201-3207-14-025007000250-0021-00001	CCU-01-18-011(250x700x250)	250 x 700 x 250	↕	24 V	335 kg	300 W	3000 p.	<input checked="" type="checkbox"/>	STL	<input checked="" type="checkbox"/>	10 048,00 €
116		201-3207-14-028508000285-0021-00001	CCU-01-18-011(285x800x285)	285 x 800 x 285	↕	24 V	435 kg	420 W	4200 p.	<input checked="" type="checkbox"/>	STL	<input checked="" type="checkbox"/>	12 947,00 €
116		201-3207-14-032009000320-0021-00001	CCU-01-18-011(320x900x320)	320 x 900 x 320	↕	24 V	574 kg	540 W	5400 p.	<input checked="" type="checkbox"/>	STL	<input checked="" type="checkbox"/>	17 490,00 €








PG.	PIC	INDEKS	CATALOG NO.	DIM. [CM]	USE	APROX.			LIGHT	FB	MATERIAL	PAINT	PRICE
						VOL. [V]	WEIGHT [KG]	POWER [W]					
116		201-3207-14-035010000350-0021-00001	CCU-01-18-011(350x1000x350)	350 x 1000 x 350	↕	24 V	701 kg	660 W	6600 p.	<input checked="" type="checkbox"/>	STL	<input checked="" type="checkbox"/>	21 160,00 €
116		201-3207-14-041012000410-0021-00001	CCU-01-18-011(410x1200x410)	410 x 1200 x 410	↕	24 V	1057 kg	960 W	9600 p.	<input checked="" type="checkbox"/>	STL	<input checked="" type="checkbox"/>	31 678,00 €
116		201-3207-14-048014000480-0021-00001	CCU-01-18-011(480x1400x480)	480 x 1400 x 480	↕	24 V	1492 kg	1320 W	13200 p.	<input checked="" type="checkbox"/>	STL	<input checked="" type="checkbox"/>	51 424,00 €
116		201-3207-14-054516000545-0021-00001	CCU-01-18-011(545x1600x545)	545 x 1600 x 545	↕	24 V	2099 kg	1720 W	17200 p.	<input checked="" type="checkbox"/>	STL	<input checked="" type="checkbox"/>	75 850,00 €
116		201-3207-14-061018000610-0021-00001	CCU-01-18-011(610x1800x610)	610 x 1800 x 610	↕	24 V	2809 kg	2200 W	22000 p.	<input checked="" type="checkbox"/>	STL	<input checked="" type="checkbox"/>	100 868,00 €
117		300-3307-14-006502000065-0021-00003	ERC-08-18-003(65x200x65)	65 x 200 x 65	↕	24 V	17 kg	30 W	300 p.	<input checked="" type="checkbox"/>	STL	<input checked="" type="checkbox"/>	682,00 €
117		300-3307-14-010003000100-0021-00002	ERC-08-18-003(100x300x100)	100 x 300 x 100	↕	24 V	37 kg	60 W	600 p.	<input checked="" type="checkbox"/>	STL	<input checked="" type="checkbox"/>	1 500,00 €

















PG.	PIC	INDEKS	CATALOG NO.	DIM. [CM]	USE	APROX.			LIGHT	FB	MATERIAL	PAINT	PRICE
						VOL. [V]	WEIGHT [KG]	POWER [W]					
117		300-3307-14-013504000135-0021-00002	ERC-08-18-003(135x400x135)	135 x 400 x 135	↕	24 V	64 kg	140 W	1400 p.	<input checked="" type="checkbox"/>	STL	<input checked="" type="checkbox"/>	2 453,00 €
117		300-3307-14-020006000200-0021-00002	ERC-08-18-003(200x600x200)	200 x 600 x 200	↕	24 V	156 kg	300 W	3000 p.	<input checked="" type="checkbox"/>	STL	<input checked="" type="checkbox"/>	5 640,00 €
117		300-3307-14-023007000230-0021-00002	ERC-08-18-003(230x700x230)	230 x 700 x 230	↕	24 V	243 kg	380 W	3800 p.	<input checked="" type="checkbox"/>	STL	<input checked="" type="checkbox"/>	8 427,00 €
117		300-3307-14-026508000265-0021-00004	ERC-08-18-003(265x800x265)	265 x 800 x 265	↕	24 V	320 kg	500 W	5000 p.	<input checked="" type="checkbox"/>	STL	<input checked="" type="checkbox"/>	10 725,00 €
117		300-3307-14-030009000300-0021-00002	ERC-08-18-003(300x900x300)	300 x 900 x 300	↕	24 V	422 kg	620 W	6200 p.	<input checked="" type="checkbox"/>	STL	<input checked="" type="checkbox"/>	13 161,00 €
117		300-3307-14-033010000330-0021-00002	ERC-08-18-003(330x1000x330)	330 x 1000 x 330	↕	24 V	505 kg	700 W	7000 p.	<input checked="" type="checkbox"/>	STL	<input checked="" type="checkbox"/>	16 455,00 €
117		300-3307-14-039012000390-0021-00003	ERC-08-18-003(390x1200x390)	390 x 1200 x 390	↕	24 V	765 kg	940 W	9400 p.	<input checked="" type="checkbox"/>	STL	<input checked="" type="checkbox"/>	24 584,00 €








PG.	PIC	INDEKS	CATALOG NO.	DIM. [CM]	USE	APROX.			LIGHT	FB	MATERIAL	PAINT	PRICE
						VOL. [V]	WEIGHT [KG]	POWER [W]					
117		300-3307-14-045014000450-0021-00002	ERC-08-18-003(450x1400x450)	450 x 1400 x 450	↕	24 V	1081 kg	1240 W	12400 p.	<input checked="" type="checkbox"/>	STL	<input checked="" type="checkbox"/>	36 468,00 €
117		300-3307-14-052516000525-0021-00002	ERC-08-18-003(525x1600x525)	525 x 1600 x 525	↕	24 V	1597 kg	1640 W	16400 p.	<input checked="" type="checkbox"/>	STL	<input checked="" type="checkbox"/>	53 296,00 €
117		300-3307-14-059018000590-0021-00002	ERC-08-18-003(590x1800x590)	590 x 1800 x 590	↕	24 V	2187 kg	2040 W	20400 p.	<input checked="" type="checkbox"/>	STL	<input checked="" type="checkbox"/>	75 746,00 €
117		201-3207-14-008502000085-0021-00003	CCU-01-18-012(85x200x85)	85 x 200 x 85	↕	24 V	28 kg	30 W	300 p.	<input checked="" type="checkbox"/>	STL	<input checked="" type="checkbox"/>	957,00 €
117		201-3207-14-012003000120-0021-00003	CCU-01-18-012(120x300x120)	120 x 300 x 120	↕	24 V	60 kg	60 W	600 p.	<input checked="" type="checkbox"/>	STL	<input checked="" type="checkbox"/>	2 106,00 €
117		201-3207-14-015004000150-0021-00002	CCU-01-18-012(150x400x150)	150 x 400 x 150	↕	24 V	94 kg	100 W	1000 p.	<input checked="" type="checkbox"/>	STL	<input checked="" type="checkbox"/>	3 135,00 €
117		201-3207-14-018505000185-0021-00002	CCU-01-18-012(185x500x185)	185 x 500 x 185	↕	24 V	164 kg	160 W	1600 p.	<input checked="" type="checkbox"/>	STL	<input checked="" type="checkbox"/>	5 336,00 €








PG.	PIC	INDEKS	CATALOG NO.	DIM. [CM]	USE	APROX.			LIGHT	FB	MATERIAL	PAINT	PRICE
						VOL. [V]	WEIGHT [KG]	POWER [W]					
117		201-3207-14-021506000215-0021-00002	CCU-01-18-012(215x600x215)	215 x 600 x 215	↕	24 V	228 kg	220 W	2200 p.	<input checked="" type="checkbox"/>	STL	<input checked="" type="checkbox"/>	7 291,00 €
117		201-3207-14-025007000250-0021-00002	CCU-01-18-012(250x700x250)	250 x 700 x 250	↕	24 V	344 kg	300 W	3000 p.	<input checked="" type="checkbox"/>	STL	<input checked="" type="checkbox"/>	10 772,00 €
117		201-3207-14-028508000285-0021-00002	CCU-01-18-012(285x800x285)	285 x 800 x 285	↕	24 V	447 kg	420 W	4200 p.	<input checked="" type="checkbox"/>	STL	<input checked="" type="checkbox"/>	14 095,00 €
117		201-3207-14-032009000320-0021-00002	CCU-01-18-012(320x900x320)	320 x 900 x 320	↕	24 V	590 kg	540 W	5400 p.	<input checked="" type="checkbox"/>	STL	<input checked="" type="checkbox"/>	18 681,00 €
117		201-3207-14-035010000350-0021-00002	CCU-01-18-012(350x1000x350)	350 x 1000 x 350	↕	24 V	720 kg	660 W	6600 p.	<input checked="" type="checkbox"/>	STL	<input checked="" type="checkbox"/>	22 600,00 €
117		201-3207-14-041012000410-0021-00002	CCU-01-18-012(410x1200x410)	410 x 1200 x 410	↕	24 V	1083 kg	960 W	9600 p.	<input checked="" type="checkbox"/>	STL	<input checked="" type="checkbox"/>	33 731,00 €
117		201-3207-14-048014000480-0021-00002	CCU-01-18-012(480x1400x480)	480 x 1400 x 480	↕	24 V	1525 kg	1320 W	13200 p.	<input checked="" type="checkbox"/>	STL	<input checked="" type="checkbox"/>	54 006,00 €

PG.	PIC	INDEKS	CATALOG NO.	DIM. [CM]	USE	APROX.			LIGHT	FB	MATERIAL	PAINT	PRICE
						VOL. [V]	WEIGHT [KG]	POWER [W]					
117		201-3207-14-054516000545-0021-00002	CCU-01-18-012(545x1600x545)	545 x 1600 x 545	↕	24 V	2155 kg	1720 W	17200 p.	<input checked="" type="checkbox"/>	STL	<input checked="" type="checkbox"/>	80 562,00 €
117		201-3207-14-061018000610-0021-00002	CCU-01-18-012(610x1800x610)	610 x 1800 x 610	↕	24 V	2889 kg	2200 W	22000 p.	<input checked="" type="checkbox"/>	STL	<input checked="" type="checkbox"/>	107 609,00 €
118		201-4307-14-015004700150-0001-00001	CCU-01-15-001(150x470x150)	150 x 470 x 150	↕	24 V	127 kg	199 W	3376 p.	<input checked="" type="checkbox"/>	STL & ALU	<input checked="" type="checkbox"/>	4 875,00 €
118		201-4307-14-021506700215-0021-00001	CCU-01-15-001(215x670x215)	215 x 670 x 215	↕	24 V	274 kg	373 W	5872 p.	<input checked="" type="checkbox"/>	STL & ALU	<input checked="" type="checkbox"/>	9 892,00 €
118		201-4307-14-028508700285-0021-00001	CCU-01-15-001(285x870x285)	285 x 870 x 285	↕	24 V	512 kg	624 W	9096 p.	<input checked="" type="checkbox"/>	STL & ALU	<input checked="" type="checkbox"/>	17 728,00 €
118		201-4307-14-035010700350-0021-00001	CCU-01-15-001(350x1070x350)	350 x 1070 x 350	↕	24 V	797 kg	915 W	12720 p.	<input checked="" type="checkbox"/>	STL & ALU	<input checked="" type="checkbox"/>	28 216,00 €
118		201-4201-48-015005100150-0021-00001	CCU-01-15-003(150x510x150)	150 x 510 x 150	↕	24 V	120 kg	174 W	2764 p.	<input checked="" type="checkbox"/>	STL & ALU	<input checked="" type="checkbox"/>	4 719,00 €








PG.	PIC	INDEKS	CATALOG NO.	DIM. [CM]	USE	APROX.			LIGHT	FB	MATERIAL	PAINT	PRICE
						VOL. [V]	WEIGHT [KG]	POWER [W]					
118		201-4307-14-021507100215-0021-00001	CCU-01-15-003(215x710x215)	215 x 710 x 215	↕	24 V	272 kg	357 W	5476 p.	<input checked="" type="checkbox"/>	STL & ALU	<input checked="" type="checkbox"/>	10 664,00 €
118		201-4307-14-028509100285-0021-00001	CCU-01-15-003(285x910x285)	285 x 910 x 285	↕	24 V	525 kg	641 W	9492 p.	<input checked="" type="checkbox"/>	STL & ALU	<input checked="" type="checkbox"/>	19 581,00 €
118		201-4307-14-035011100350-0021-00001	CCU-01-15-003(350x1110x350)	350 x 1100 x 350	↕	24 V	817 kg	977 W	14196 p.	<input checked="" type="checkbox"/>	STL & ALU	<input checked="" type="checkbox"/>	30 289,00 €
119		201-4307-14-021506850215-0021-00001	CCU-01-15-004(215x685x215)	215 x 685 x 215	↕	240 V	269 kg	360 W	5548 p.	<input checked="" type="checkbox"/>	STL & ALU	<input checked="" type="checkbox"/>	9 992,00 €
119		201-4307-14-028508850285-0021-00001	CCU-01-15-004(285x885x285)	285 x 885 x 285	↕	240 V	500 kg	609 W	8736 p.	<input checked="" type="checkbox"/>	STL & ALU	<input checked="" type="checkbox"/>	17 285,00 €
119		201-4307-14-035010850350-0021-00001	CCU-01-15-004(350x1085x350)	350 x 1085 x 350	↕	240 V	786 kg	930 W	13080 p.	<input checked="" type="checkbox"/>	STL & ALU	<input checked="" type="checkbox"/>	27 077,00 €
119		201-4201-48-015004800150-0021-00001	CCU-01-15-005(150x480x150)	150 x 480 x 150	↕	24 V	117 kg	184 W	3016 p.	<input checked="" type="checkbox"/>	STL & ALU	<input checked="" type="checkbox"/>	4 723,00 €








PG.	PIC	INDEKS	CATALOG NO.	DIM. [CM]	USE	APROX.			LIGHT	FB	MATERIAL	PAINT	PRICE
						VOL. [V]	WEIGHT [KG]	POWER [W]					
119		201-4307-14-021506800215-0021-00002	CCU-01-15-005(215x680x215)	215 x 680 x 215	↕	24 V	269 kg	370 W	5800 p.	<input checked="" type="checkbox"/>	STL & ALU	<input checked="" type="checkbox"/>	10 228,00 €
119		201-4307-14-028508800285-0021-00001	CCU-01-15-005(285x880x285)	285 x 880 x 285	↕	24 V	506 kg	642 W	9528 p.	<input checked="" type="checkbox"/>	STL & ALU	<input checked="" type="checkbox"/>	18 773,00 €
119		201-4307-14-035010800350-0021-00001	CCU-01-15-005(350x1080x350)	350 x 1080 x 350	↕	24 V	802 kg	984 W	14376 p.	<input checked="" type="checkbox"/>	STL & ALU	<input checked="" type="checkbox"/>	27 391,00 €
120		201-4307-14-022007100220-0021-00002	CCU-01-15-008(220x710x220)	220 x 710 x 220	↕	24 V	267 kg	392 W	5196 p.	<input checked="" type="checkbox"/>	STL & ALU	<input checked="" type="checkbox"/>	11 061,00 €
120		201-4307-14-028509100285-0021-00003	CCU-01-15-008(285x910x285)	285 x 910 x 285	↕	24 V	499 kg	656 W	8172 p.	<input checked="" type="checkbox"/>	STL & ALU	<input checked="" type="checkbox"/>	18 314,00 €
120		201-4307-14-035011100350-0021-00004	CCU-01-15-008(350x1110x350)	350 x 1100 x 350	↕	24 V	809 kg	1021 W	12452 p.	<input checked="" type="checkbox"/>	STL & ALU	<input checked="" type="checkbox"/>	27 917,00 €
120		201-4307-14-041013600410-0021-00001	CCU-01-15-008(410x1360x410)	410 x 1360 x 410	↕	24 V	1170 kg	1325 W	15560 p.	<input checked="" type="checkbox"/>	STL & ALU	<input checked="" type="checkbox"/>	39 936,00 €








PG.	PIC	INDEKS	CATALOG NO.	DIM. [CM]	USE	APROX.			LIGHT	FB	MATERIAL	PAINT	PRICE
						VOL. [V]	WEIGHT [KG]	POWER [W]					
120		201-4307-14-048015600480-0021-00001	CCU-01-15-008(480x1560x480)	480 x 1560 x 480	↕	24 V	1631 kg	1706 W	19664 p.	<input checked="" type="checkbox"/>	STL & ALU	<input checked="" type="checkbox"/>	50 298,00 €
120		201-4307-14-022007100220-0021-00001	CCU-01-15-006(220x710x220)	220 x 710 x 220	↕	24 V	284 kg	289 W	3856 p.	<input checked="" type="checkbox"/>	STL & ALU	<input checked="" type="checkbox"/>	11 969,00 €
120		201-4307-14-028509100285-0021-00002	CCU-01-15-006(285x910x285)	285 x 910 x 285	↕	24 V	529 kg	519 W	6576 p.	<input checked="" type="checkbox"/>	STL & ALU	<input checked="" type="checkbox"/>	20 942,00 €
120		201-4307-14-035011100350-0021-00002	CCU-01-15-006(350x1110x350)	350 x 1110 x 350	↕	24 V	818 kg	789 W	9696 p.	<input checked="" type="checkbox"/>	STL & ALU	<input checked="" type="checkbox"/>	30 860,00 €
120		201-4307-14-041013100410-0021-00001	CCU-01-15-006(410x1310x410)	410 x 1310 x 410	↕	24 V	1203 kg	1119 W	13416 p.	<input checked="" type="checkbox"/>	STL & ALU	<input checked="" type="checkbox"/>	43 662,00 €
121		300-4307-14-021506500215-0021-00001	CC1-03-20-001(215x650x215)	215 x 650 x 215	↕	24 V	257 kg	319 W	4576 p.	<input checked="" type="checkbox"/>	STL & ALU	<input checked="" type="checkbox"/>	8 594,00 €
121		201-4307-14-020007100240-0021-00001	CCU-01-16-004(200x710x240)	200 x 710 x 240	↕	24 V	363 kg	426 W	5872 p.	<input checked="" type="checkbox"/>	STL & ALU	<input checked="" type="checkbox"/>	13 952,00 €








PG.	PIC	INDEKS	CATALOG NO.	DIM. [CM]	USE	APROX.			LIGHT	FB	MATERIAL	PAINT	PRICE
						VOL. [V]	WEIGHT [KG]	POWER [W]					
121		201-4307-14-024008100280-0021-00001	CCU-01-16-004(240x810x280)	240 x 810 x 280	↕	24 V	517 kg	552 W	7636 p.	<input checked="" type="checkbox"/>	STL & ALU	<input checked="" type="checkbox"/>	18 841,00 €
122		201-3307-14-021506600215-0021-00002	CCU-01-14-009(215x660x215)	215 x 660 x 215	↕	24 V	294 kg	287 W	3248 p.	<input checked="" type="checkbox"/>	STL & ALU	<input checked="" type="checkbox"/>	11 648,00 €
122		201-3307-14-025007850250-0021-00001	CCU-01-14-009(250x785x250)	250 x 785 x 250	↕	24 V	409 kg	376 W	4264 p.	<input checked="" type="checkbox"/>	STL & ALU	<input checked="" type="checkbox"/>	15 988,00 €
122		201-3307-14-028508850285-0021-00001	CCU-01-14-009(285x885x285)	285 x 885 x 285	↕	24 V	614 kg	516 W	5664 p.	<input checked="" type="checkbox"/>	STL & ALU	<input checked="" type="checkbox"/>	20 675,00 €
122		201-3307-14-035011150350-0021-00001	CCU-01-14-009(350x1115x350)	350 x 1115 x 350	↕	24 V	893 kg	779 W	8336 p.	<input checked="" type="checkbox"/>	STL & ALU	<input checked="" type="checkbox"/>	31 972,00 €
122		201-3307-14-054517150545-0021-00001	CCU-01-14-009(545x1715x545)	545 x 1715 x 545	↕	24 V	2416 kg	1651 W	17224 p.	<input checked="" type="checkbox"/>	STL & ALU	<input checked="" type="checkbox"/>	99 072,00 €
124		300-4307-14-020006850200-0021-00001	ERC-08-20-001(200x685x200)	200 x 685 x 200	↕	24 V	193 kg	356 W	4064 p.	<input checked="" type="checkbox"/>	STL & ALU	<input checked="" type="checkbox"/>	7 481,00 €







PG.	PIC	INDEKS	CATALOG NO.	DIM. [CM]	USE	APROX.			LIGHT	FB	MATERIAL	PAINT	PRICE
						VOL. [V]	WEIGHT [KG]	POWER [W]					
124		300-4307-14-023507850235-0021-00001	ERC-08-20-001(235x785x235)	235 x 785 x 235	↕	24 V	276 kg	456 W	5064 p.	<input checked="" type="checkbox"/>	STL & ALU	<input checked="" type="checkbox"/>	10 538,00 €
124		300-4307-14-026509050265-0021-00002	ERC-08-20-001(265x905x265)	265 x 905 x 265	↕	24 V	433 kg	578 W	6452 p.	<input checked="" type="checkbox"/>	STL & ALU	<input checked="" type="checkbox"/>	14 085,00 €
124		300-4307-14-033011050330-0021-00002	ERC-08-20-001(330x1105x330)	330 x 1105 x 330	↕	24 V	618 kg	818 W	8852 p.	<input checked="" type="checkbox"/>	STL & ALU	<input checked="" type="checkbox"/>	24 472,00 €
124		300-4307-14-052517450525-0021-00001	ERC-08-20-001(525x1745x525)	525 x 1745 x 525	↕	24 V	1688 kg	1566 W	16584 p.	<input checked="" type="checkbox"/>	STL & ALU	<input checked="" type="checkbox"/>	63 496,00 €
126		300-3307-14-009002000090-0021-00002	ERC-08-16-001(90x200x90)	90 x 200 x 90	↕	24 V	26 kg	70 W	700 p.	<input checked="" type="checkbox"/>	STL	<input checked="" type="checkbox"/>	1 563,00 €
126		300-3307-14-015004000150-0021-00009	ERC-08-16-001(150x400x150)	150 x 400 x 150	↕	24 V	86 kg	140 W	1400 p.	<input checked="" type="checkbox"/>	STL	<input checked="" type="checkbox"/>	4 569,00 €
126		300-3307-14-022506000225-0021-00001	ERC-08-16-001(225x600x225)	225 x 600 x 225	↕	24 V	205 kg	310 W	3100 p.	<input checked="" type="checkbox"/>	STL	<input checked="" type="checkbox"/>	10 850,00 €

PG.	PIC	INDEKS	CATALOG NO.	DIM. [CM]	USE	APROX.			LIGHT	FB	MATERIAL	PAINT	PRICE
						VOL. [V]	WEIGHT [KG]	POWER [W]					
126		300-3307-14-029008000290-0021-00001	ERC-08-16-001(290x800x290)	290 x 800 x 290	↕	24 V	394 kg	500 W	5000 p.	<input checked="" type="checkbox"/>	STL	<input checked="" type="checkbox"/>	18 936,00 €
126		300-4307-14-013504000135-0021-00002	ERC-10-16-001(135x400x135)	135 x 400 x 135	↕	24 V	95 kg	206 W	2984 p.	<input checked="" type="checkbox"/>	STL & ALU	<input checked="" type="checkbox"/>	7 093,00 €
126		300-4307-14-020006000200-0021-00002	ERC-10-16-001(200x600x200)	200 x 600 x 200	↕	24 V	215 kg	389 W	6116 p.	<input checked="" type="checkbox"/>	STL & ALU	<input checked="" type="checkbox"/>	9 568,00 €
126		300-4307-14-026508000265-0021-00001	ERC-10-16-001(265x800x265)	265 x 800 x 265	↕	24 V	425 kg	770 W	11480 p.	<input checked="" type="checkbox"/>	STL & ALU	<input checked="" type="checkbox"/>	18 258,00 €
126		300-4307-14-033010000330-0021-00001	ERC-10-16-001(330x1000x330)	330 x 1000 x 330	↕	24 V	745 kg	1046 W	15164 p.	<input checked="" type="checkbox"/>	STL & ALU	<input checked="" type="checkbox"/>	28 696,00 €
127		300-4307-14-013504850135-0021-00001	ERC-10-14-001(135x485x135)	135 x 485 x 135	↕	24 V	102 kg	254 W	4136 p.	<input checked="" type="checkbox"/>	STL & ALU	<input checked="" type="checkbox"/>	5 743,00 €
127		300-4307-14-016505850165-0021-00001	ERC-10-14-001(165x585x165)	165 x 585 x 165	↕	24 V	163 kg	356 W	5744 p.	<input checked="" type="checkbox"/>	STL & ALU	<input checked="" type="checkbox"/>	8 235,00 €

PG.	PIC	INDEKS	CATALOG NO.	DIM. [CM]	USE	APROX.			LIGHT	FB	MATERIAL	PAINT	PRICE
						VOL. [V]	WEIGHT [KG]	POWER [W]					
127		300-4307-14-026509050265-0021-00001	ERC-10-14-001(265x905x265)	265 x 905 x 265	↕	24 V	416 kg	791 W	11984 p.	<input checked="" type="checkbox"/>	STL & ALU	<input checked="" type="checkbox"/>	17 510,00 €
127		300-4307-14-033011050330-0021-00001	ERC-10-14-001(330x1105x330)	330 x 1105 x 330	↕	24 V	631 kg	1075 W	16000 p.	<input checked="" type="checkbox"/>	STL & ALU	<input checked="" type="checkbox"/>	25 731,00 €
127		300-4307-5-022004400220-0021-00002	ERC-11-14-001(220x440x220)	220 x 440 x 220	↕	24 V	175 kg	400 W	5260 p.	<input checked="" type="checkbox"/>	STL & ALU	<input checked="" type="checkbox"/>	8 832,00 €
127		300-4307-5-027005700270-0021-00003	ERC-11-14-001(270x570x270)	270 x 570 x 270	↕	24 V	503 kg	471 W	6532 p.	<input checked="" type="checkbox"/>	STL & ALU	<input checked="" type="checkbox"/>	14 002,00 €
127		300-4307-5-034007300340-0021-00002	ERC-11-14-001(340x730x340)	340 x 730 x 340	↕	24 V	461 kg	752 W	11048 p.	<input checked="" type="checkbox"/>	STL & ALU	<input checked="" type="checkbox"/>	19 322,00 €
127		300-4307-5-039009300390-0021-00001	ERC-11-14-001(390x930x390)	390 x 930 x 390	↕	24 V	552 kg	1108 W	15952 p.	<input checked="" type="checkbox"/>	STL & ALU	<input checked="" type="checkbox"/>	25 854,00 €
128		300-3307-14-033010000330-0021-00003	ERC-09-14-001(330x1000x330)	330 x 1000 x 330	↕	24 V	561 kg	910 W	12040 p.	<input checked="" type="checkbox"/>	STL,	<input checked="" type="checkbox"/>	22 987,00 €

PG.	PIC	INDEKS	CATALOG NO.	DIM. [CM]	USE	APROX.			LIGHT	FB	MATERIAL	PAINT	PRICE
						VOL. [V]	WEIGHT [KG]	POWER [W]					
128		300-3307-14-039012000390-0021-00004	ERC-09-14-001(390x1200x390)	390 x 1200 x 390	↕	24 V	829 kg	1210 W	15880 p.	<input checked="" type="checkbox"/>	STL,	<input checked="" type="checkbox"/>	30 066,00 €
128		300-2307-5-033006000330-0001-00001	ENX-11-19-045(330x600x330)	330 x 600 x 330	↕	24 V	374 kg	1224 W	16356 p.	<input checked="" type="checkbox"/>	ALU.	<input type="checkbox"/>	21 285,00 €
128		300-2307-5-040007500400-0001-00001	ENX-11-19-045(400x750x400)	400 x 750 x 400	↕	24 V	486 kg	1669 W	21856 p.	<input checked="" type="checkbox"/>	ALU.	<input type="checkbox"/>	27 749,00 €
128		300-2307-5-050009000500-0001-00001	ENX-11-19-045(500x900x500)	500 x 900 x 500	↕	24 V	635 kg	2403 W	29952 p.	<input checked="" type="checkbox"/>	ALU.	<input type="checkbox"/>	35 909,00 €
129		300-4307-14-033011100330-0021-00001	ERC-08-16-002(330x1110x330)	330 x 1110 x 330	↕	24 V	615 kg	892 W	11608 p.	<input checked="" type="checkbox"/>	STL & ALU	<input type="checkbox"/>	29 175,00 €
129		300-2307-5-024505200245-0001-00001	ERC-08-16-006(245x520x245)	245 x 520 x 245	↕	24 V	133 kg	401 W	4724 p.	<input checked="" type="checkbox"/>	ALU. & ALU	<input type="checkbox"/>	8 506,00 €
131		201-4201-53-034007250340-4021-00001	CB1-01-19-011(340x725x340)	340 x 725 x 340	↕	24 V	409 kg	488 W	5132 p.	<input checked="" type="checkbox"/>	STL & ALU	<input type="checkbox"/>	16 930,00 €





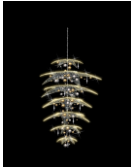

PG.	PIC	INDEKS	CATALOG NO.	DIM. [CM]	USE	APROX.			LIGHT	FB	MATERIAL	PAINT	PRICE
						VOL. [V]	WEIGHT [KG]	POWER [W]					
131		201-4201-53-045009450450-4021-00001	CB1-01-19-011(450x945x450)	450 x 945 x 450	↕	24 V	680 kg	651 W	6804 p.	<input checked="" type="checkbox"/>	STL & ALU	<input checked="" type="checkbox"/>	25 254,00 €
131		201-4201-53-056011450560-4021-00001	CB1-01-19-011(560x1145x560)	560 x 1145 x 560	↕	24 V	1031 kg	1021 W	10504 p.	<input checked="" type="checkbox"/>	STL & ALU	<input checked="" type="checkbox"/>	37 286,00 €
131		201-4201-53-067513450675-4021-00001	CB1-01-19-011(675x1345x675)	675 x 1345 x 675	↕	24 V	1991 kg	1511 W	15404 p.	<input checked="" type="checkbox"/>	STL & ALU	<input checked="" type="checkbox"/>	59 683,00 €
131		201-4201-53-078515950785-4021-00001	CB1-01-19-011(785x1595x785)	785 x 1595 x 785	↕	24 V	2382 kg	2150 W	21920 p.	<input checked="" type="checkbox"/>	STL & ALU	<input checked="" type="checkbox"/>	72 758,00 €

- ↓ - INDOOR
- ↕ - OUTDOOR AND INDOOR
- YES
- NO
- AL. - ALUMINIUM
- STL. - STEEL
- STR. - STYROFOAM

#### GENERAL CONDITIONS

1. Sale of the above items is implemented by principles set out in the general terms and conditions of P.W. IPB Sp. z o.o. company.
2. Price list valid from: 2022-02-15 till 2022-03-31 or till the next (no. 2) version.
3. All prices based on EXW Zabrze, Poland.
4. The above prices do not constitute an offer within the meaning of. 66, paragraph 1 and KC may be regarded as commercial information only.
5. All our products must be used and installed according to the european standards and norms.
6. All steel constructions (if not painted) are galvanized.
7. Above named prices don't include packing in cartons.
8. All damages caused by atmospheric conditions and wrong exploitation of products are not subject to complaint.
9. IPB has the right to change the prices at any time without previous notice.








## MAIN CATALOGUE 2021/22 - COLLECTIONS PRICE LIST 2022








PG.	PIC	INDEKS	CATALOG NO.	DIM. [CM]	USE	APROX.			LIGHT	FB	MATERIAL	PAINT	PRICE
						VOL. [V]	WEIGHT [KG]	POWER [W]					
136		300-2307-4-039005000390-0001-00004	ERD-03-19-002(390x500x390)	390 x 500 x 390	↕	24 V	170 kg	490 W	4900 p.	<input checked="" type="checkbox"/>	STL, ALU.	<input checked="" type="checkbox"/>	17 148,00 €
136		300-4307-5-020003000200-0021-00002	ERC-08-19-039(200x300x200)	200 x 300 x 200	↕	24 V	111 kg	260 W	2600 p.	<input checked="" type="checkbox"/>	STL, ALU.	<input checked="" type="checkbox"/>	9 395,00 €
136		300-4307-5-033005500330-0021-00002	ERC-08-19-039(330x550x330)	330 x 550 x 330	↕	24 V	324 kg	750 W	7500 p.	<input checked="" type="checkbox"/>	STL, ALU.	<input checked="" type="checkbox"/>	19 677,00 €
137		201-4201-48-048015400480-0021-00001	CCU-01-18-014(480x1540x480)	480 x 1540 x 480	↕	240 V	1746 kg	2113 W	27024 p.	<input checked="" type="checkbox"/>	STL, ALU.	<input type="checkbox"/>	55 917,00 €
138		300-2304-4-044006500440-0021-00001	EWZ-16-18-001(440x650x440)	440 x 650 x 440	↓	240 V	155 kg	563 W	7740 p.	<input checked="" type="checkbox"/>	ALU.	<input checked="" type="checkbox"/>	9 962,00 €
138		300-2304-1-015002800150-0021-00001	EWZ-16-19-054(150x280x150)	150 x 280 x 150	↓	240 V	35 kg	157 W	2176 p.	<input checked="" type="checkbox"/>	ALU.	<input checked="" type="checkbox"/>	2 682,00 €


PG.	PIC	INDEKS	CATALOG NO.	DIM. [CM]	USE	APROX.			LIGHT	FB	MATERIAL	PAINT	PRICE
						VOL. [V]	WEIGHT [KG]	POWER [W]					
138		300-2304-4-008501100085-0021-00001	EWZ-16-18-003(85x110x85)	85 x 110 x 85	↓	240 V	18 kg	74 W	944 p.	<input checked="" type="checkbox"/>	ALU.	<input checked="" type="checkbox"/>	1 971,00 €
138		300-2304-4-017002200170-0021-00001	EWZ-16-18-003(170x220x170)	170 x 220 x 170	↓	240 V	43 kg	135 W	1716 p.	<input checked="" type="checkbox"/>	ALU.	<input checked="" type="checkbox"/>	4 920,00 €
138		201-0304-4-006001300060-0001-00001	EWZ-16-18-004(60x130x60)	60 x 130 x 60	↓	240 V	17 kg	24 W	300 p.	<input checked="" type="checkbox"/>	-	<input checked="" type="checkbox"/>	862,00 €
139		300-2304-99-030007000300-0001-00001	EWZ-16-18-002(300x700x300)	300 x 700 x 300	↓	240 V	119 kg	254 W	3526 p.	<input checked="" type="checkbox"/>	ALU.	<input checked="" type="checkbox"/>	6 290,00 €
140		300-2304-4-015001200150-0021-00001	EWZ-18-18-003(150x120x150)	150 x 120 x 150	↓	240 V	39 kg	134 W	1732 p.	<input checked="" type="checkbox"/>	ALU.	<input checked="" type="checkbox"/>	3 060,00 €
140		300-2307-4-028003500280-0021-00001	EFR-07-19-009(280x350x280)	280 x 350 x 280	↕	24 V	166 kg	312 W	3288 p.	<input checked="" type="checkbox"/>	ALU.	<input checked="" type="checkbox"/>	14 042,00 €
140		300-2307-4-050004800500-0021-00002	EFR-07-19-089(500x480x500)	500 x 480 x 500	↕	240 V	406 kg	1240 W	16552 p.	<input checked="" type="checkbox"/>	ALU.	<input checked="" type="checkbox"/>	31 057,00 €








PG.	PIC	INDEKS	CATALOG NO.	DIM. [CM]	USE	APROX.			LIGHT	FB	MATERIAL	PAINT	PRICE
						VOL. [V]	WEIGHT [KG]	POWER [W]					
141		300-2203-4-015500850000-4021-00001	EWP-12-20-002(155x85)	155 x 85	↓	240 V	5 kg	16 W	200 p.	<input checked="" type="checkbox"/>	ALU.	<input checked="" type="checkbox"/>	636,00 €
141		300-2303-4-020001000150-4021-00001	EWP-12-19-007(200x100x150)	200 x 100 x 150	↓	240 V	11 kg	51 W	704 p.	<input checked="" type="checkbox"/>	ALU.	<input checked="" type="checkbox"/>	856,00 €
141		300-2303-4-016001050025-4021-00001	EWP-17-20-009(160x105x25)	160 x 105 x 25	↓	240 V	8 kg	12 W	150 p.	<input checked="" type="checkbox"/>	ALU.	<input checked="" type="checkbox"/>	607,00 €
141		300-2304-4-016002000160-4021-00001	EWZ-18-19-036(160x200x160)	160 x 200 x 160	↓	240 V	16 kg	93 W	948 p.	<input checked="" type="checkbox"/>	ALU.	<input checked="" type="checkbox"/>	735,00 €
142		300-2304-10-018004500180-0021-00001	EWZ-08-18-001(180x450x180)	180 x 450 x 180	↕	240 V	63 kg	200 W	1920 p.	<input checked="" type="checkbox"/>	ALU.	<input checked="" type="checkbox"/>	3 307,00 €
142		300-2304-4-033006600330-0021-00001	EWZ-18-18-001(330x660x330)	330 x 660 x 330	↓	240 V	114 kg	453 W	5219 p.	<input checked="" type="checkbox"/>	ALU. & ALU	<input checked="" type="checkbox"/>	9 120,00 €
142		300-2203-4-032001300000-0021-00001	EWP-12-20-001(320x130)	320 x 130	↓	240 V	16 kg	61 W	818 p.	<input checked="" type="checkbox"/>	ALU.	<input checked="" type="checkbox"/>	1 537,00 €








PG.	PIC	INDEKS	CATALOG NO.	DIM. [CM]	USE	APROX.			LIGHT	FB	MATERIAL	PAINT	PRICE
						VOL. [V]	WEIGHT [KG]	POWER [W]					
142		300-2304-4-017003300170-0021-00001	EWZ-18-19-037(170x330x170)	170 x 330 x 170	↓	240 V	18 kg	54 W	732 p.	<input checked="" type="checkbox"/>	ALU.	<input checked="" type="checkbox"/>	1 269,00 €
143		300-2304-3-020001150060-0001-00001	EWZ-18-19-026(200x115x60)	200 x 115 x 60	↕	240 V	32 kg	65 W	860 p.	<input checked="" type="checkbox"/>	ALU.	<input checked="" type="checkbox"/>	2 244,00 €
143		300-4307-3-020001900100-0021-00001	EFP-23-18-003(200x190x100)	200 x 190 x 100	↕	24 V	108 kg	169 W	1816 p.	<input checked="" type="checkbox"/>	STL,	<input checked="" type="checkbox"/>	5 467,00 €
143		300-3307-3-016002500160-0021-00002	EFP-23-18-004(160x250x90)	160 x 250 x 90	↕	24 V	67 kg	99 W	1116 p.	<input checked="" type="checkbox"/>	STL,	<input checked="" type="checkbox"/>	4 889,00 €
144		300-4307-3-012502500095-0021-00001	EFP-10-18-001(125x250x95)	125 x 250 x 125	↕	24 V	137 kg	174 W	1924 p.	<input checked="" type="checkbox"/>	STL,	<input checked="" type="checkbox"/>	5 173,00 €
145		300-4308-3-015503200350-4021-00001	EFP-24-20-001(155x320x350)	155 x 320 x 350	↕	24 V	292 kg	761 W	8744 p.	<input checked="" type="checkbox"/>	STL, & ALU	<input checked="" type="checkbox"/>	16 500,00 €
146		300-3307-3-004501200065-4021-00001	EFP-21-20-001(45x120x65)	45 x 120 x 65	↕	24 V	19 kg	40 W	400 p.	<input checked="" type="checkbox"/>	STL,	<input checked="" type="checkbox"/>	1 200,00 €







PG.	PIC	INDEKS	CATALOG NO.	DIM. [CM]	USE	APROX.			LIGHT	FB	MATERIAL	PAINT	PRICE
						VOL. [V]	WEIGHT [KG]	POWER [W]					
146		300-3307-3-005501600085-4021-00001	EFP-21-20-001(55x160x85)	55 x 160 x 85	↕	24 V	33 kg	55 W	550 p.	<input checked="" type="checkbox"/>	STL,	<input checked="" type="checkbox"/>	1 994,00 €
146		300-3307-3-007001900105-4021-00001	EFP-21-20-001(70x190x105)	70 x 190 x 105	↕	24 V	40 kg	70 W	700 p.	<input checked="" type="checkbox"/>	STL,	<input checked="" type="checkbox"/>	2 474,00 €
146		300-3307-3-017500650030-4021-00001	EFP-23-20-001(175x65x30)	175 x 65 x 30	↕	24 V	31 kg	40 W	400 p.	<input checked="" type="checkbox"/>	STL,	<input checked="" type="checkbox"/>	1 725,00 €
146		300-3307-3-027001000045-4021-00001	EFP-23-20-001(270x100x45)	270 x 100 x 45	↕	24 V	58 kg	60 W	600 p.	<input checked="" type="checkbox"/>	STL,	<input checked="" type="checkbox"/>	2 868,00 €
146		300-3307-3-035001300060-4021-00001	EFP-23-20-001(350x130x60)	350 x 130 x 60	↕	24 V	89 kg	80 W	800 p.	<input checked="" type="checkbox"/>	STL,	<input checked="" type="checkbox"/>	3 765,00 €
146		300-3307-3-011501300045-4021-00001	EFP-23-20-002(115x130x45)	115 x 130 x 45	↕	24 V	36 kg	60 W	600 p.	<input checked="" type="checkbox"/>	STL,	<input checked="" type="checkbox"/>	2 208,00 €
146		300-3307-3-014001600055-4021-00001	EFP-23-20-002(140x160x55)	140 x 160 x 55	↕	24 V	63 kg	80 W	800 p.	<input checked="" type="checkbox"/>	STL,	<input checked="" type="checkbox"/>	3 019,00 €






PG.	PIC	INDEKS	CATALOG NO.	DIM. [CM]	USE	APROX.			LIGHT	FB	MATERIAL	PAINT	PRICE
						VOL. [V]	WEIGHT [KG]	POWER [W]					
146		300-3307-3-017001900065-4021-00001	EFP-23-20-002(170x190x65)	170 x 190 x 65	↕	24 V	84 kg	120 W	1200 p.	<input checked="" type="checkbox"/>	STL,	<input checked="" type="checkbox"/>	3 452,00 €
147		300-3307-3-014001650100-4021-00001	EFP-24-21-001(140x165x100)	140 x 165 x 100	↕	24 V	39 kg	120 W	1200 p.	<input checked="" type="checkbox"/>	STL,	<input checked="" type="checkbox"/>	2 620,00 €
147		300-3307-3-012501200065-4021-00001	EFP-22-20-001(125x120x65)	125 x 120 x 65	↕	24 V	42 kg	75 W	750 p.	<input checked="" type="checkbox"/>	STL,	<input checked="" type="checkbox"/>	2 065,00 €
147		300-3307-3-017001600085-4021-00001	EFP-22-20-001(170x160x85)	170 x 160 x 85	↕	24 V	58 kg	105 W	1050 p.	<input checked="" type="checkbox"/>	STL,	<input checked="" type="checkbox"/>	2 888,00 €
147		300-3307-3-020001900100-4021-00001	EFP-22-20-001(200x190x100)	200 x 190 x 100	↕	24 V	65 kg	120 W	1200 p.	<input checked="" type="checkbox"/>	STL,	<input checked="" type="checkbox"/>	3 349,00 €
147		300-3307-3-013501800080-4021-00001	EFP-05-20-001(135x180x80)	135 x 180 x 80	↕	24 V	35 kg	60 W	600 p.	<input checked="" type="checkbox"/>	STL,	<input checked="" type="checkbox"/>	2 426,00 €
147		300-3307-3-016502200100-4021-00001	EFP-05-20-001(165x220x100)	165 x 220 x 100	↕	24 V	51 kg	80 W	800 p.	<input checked="" type="checkbox"/>	STL,	<input checked="" type="checkbox"/>	2 969,00 €

PG.	PIC	INDEKS	CATALOG NO.	DIM. [CM]	USE	APROX.			LIGHT	FB	MATERIAL	PAINT	PRICE
						VOL. [V]	WEIGHT [KG]	POWER [W]					
147		300-3307-3-019002500110-4021-00001	EFP-05-20-001(190x250x110)	190 x 250 x 110	↕	24 V	81 kg	100 W	1000 p.	<input checked="" type="checkbox"/>	STL,	<input checked="" type="checkbox"/>	3 905,00 €
150		300-2308-8-037502550045-0021-00001	EBX-04-19-004(375x255x45)	375 x 255 x 45	↕	24 V	47 kg	80 W	1220 p.	<input checked="" type="checkbox"/>	ALU.	<input checked="" type="checkbox"/>	2 732,00 €
151		300-2204-8-014002250000-0021-00001	EWZ-23-18-001(140x225)	140 x 225	↕	240 V	12 kg	65 W	898 p.	<input checked="" type="checkbox"/>	ALU.	<input checked="" type="checkbox"/>	758,00 €
151		300-2203-8-019503150000-0021-00001	EWZ-23-18-001(195x315)	195 x 315	↕	240 V	17 kg	93 W	1286 p.	<input checked="" type="checkbox"/>	ALU.	<input checked="" type="checkbox"/>	1 020,00 €
151		300-2204-8-023503800000-0021-00001	EWZ-23-18-001(235x380)	235 x 380	↕	240 V	22 kg	116 W	1602 p.	<input checked="" type="checkbox"/>	ALU.	<input checked="" type="checkbox"/>	1 291,00 €
151		300-2204-8-028004500000-0021-00001	EWZ-23-18-001(280x450)	280 x 450	↕	240 V	31 kg	139 W	1918 p.	<input checked="" type="checkbox"/>	ALU.	<input checked="" type="checkbox"/>	1 726,00 €
151		300-2204-99-013002050000-0021-00001	EWZ-18-19-031(130x205)	130 x 205	↕	240 V	11 kg	55 W	754 p.	<input checked="" type="checkbox"/>	ALU.	<input checked="" type="checkbox"/>	647,00 €

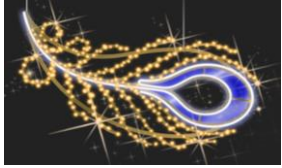
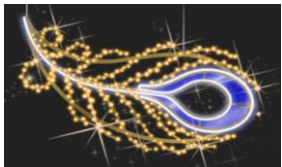





PG.	PIC	INDEKS	CATALOG NO.	DIM. [CM]	USE	APROX.			LIGHT	FB	MATERIAL	PAINT	PRICE
						VOL. [V]	WEIGHT [KG]	POWER [W]					
151		300-2204-99-018002750000-0021-00001	EWZ-18-19-031(180x275)	180 x 275	↕	240 V	14 kg	78 W	1070 p.	<input checked="" type="checkbox"/>	ALU.	<input checked="" type="checkbox"/>	856,00 €
151		300-2204-99-025003750000-0021-00001	EWZ-18-19-031(250x375)	250 x 375	↕	240 V	24 kg	109 W	1494 p.	<input checked="" type="checkbox"/>	ALU.	<input checked="" type="checkbox"/>	1 356,00 €
152		300-2307-8-030003100300-0001-00001	EFR-02-19-044(300x310x300)	300 x 310 x 300	↕	24 V	157 kg	427 W	5336 p.	<input checked="" type="checkbox"/>	ALU.	<input checked="" type="checkbox"/>	11 276,00 €
153		300-2203-9-030000600000-0021-00001	EWZ-06-19-013(300x60)	300 x 60	↕	240 V	6 kg	16 W	208 p.	<input checked="" type="checkbox"/>	ALU.	<input checked="" type="checkbox"/>	585,00 €
153		300-2304-8-010001800100-0001-00001	EWZ-23-19-012(100x180x100)	100 x 180 x 100	↕	240 V	25 kg	73 W	960 p.	<input checked="" type="checkbox"/>	ALU.	<input checked="" type="checkbox"/>	1 826,00 €
153		300-2304-8-012002000120-0001-00001	EWZ-23-19-012(120x200x120)	120 x 200 x 120	↕	240 V	33 kg	94 W	1232 p.	<input checked="" type="checkbox"/>	ALU.	<input checked="" type="checkbox"/>	2 448,00 €
153		300-2304-8-014002200140-0001-00001	EWZ-23-19-012(140x220x140)	140 x 220 x 140	↕	240 V	41 kg	115 W	1504 p.	<input checked="" type="checkbox"/>	ALU.	<input checked="" type="checkbox"/>	3 038,00 €






PG.	PIC	INDEKS	CATALOG NO.	DIM. [CM]	USE	APROX.			LIGHT	FB	MATERIAL	PAINT	PRICE
						VOL. [V]	WEIGHT [KG]	POWER [W]					
153		300-2304-8-008001150020-0021-00001	EWZ-23-18-003(80x115)	80 x 115 x 20	↕	240 V	5 kg	23 W	316 p.	<input checked="" type="checkbox"/>	ALU.	<input checked="" type="checkbox"/>	622,00 €
154		300-2303-8-012001000300-0001-00001	EWP-23-18-001(300x100x120)	300 x 100 x 120	↕	240 V	24 kg	97 W	1388 p.	<input checked="" type="checkbox"/>	ALU.	<input checked="" type="checkbox"/>	1 597,00 €
154		300-2307-10-006001500060-5021-00001	ERK-08-16-001(60x150x60)	60 x 150 x 60	↕	24 V	19 kg	25 W	250 p.	<input checked="" type="checkbox"/>	& ALU	<input checked="" type="checkbox"/>	1 177,00 €
154		300-2307-5-015002200130-0021-00001	ERC-11-18-001(150x220x130)	150 x 220 x 130	↕	24 V	84 kg	44 W	624 p.	<input checked="" type="checkbox"/>	STL, ALU.	<input checked="" type="checkbox"/>	2 462,00 €
155		300-2304-8-013501500135-0021-00001	EWZ-18-19-032(135x150x135)	135 x 150 x 135	↕	240 V	11 kg	48 W	600 p.	<input checked="" type="checkbox"/>	ALU.	<input checked="" type="checkbox"/>	1 205,00 €
155		300-2204-8-013501500000-0021-00001	EWZ-18-19-033(135x150)	135 x 150	↕	240 V	6 kg	24 W	300 p.	<input checked="" type="checkbox"/>	ALU.	<input checked="" type="checkbox"/>	615,00 €
155		300-2304-8-013501500135-0021-00002	EWZ-18-19-034(135x150x135)	135 x 150 x 135	↕	240 V	13 kg	59 W	804 p.	<input checked="" type="checkbox"/>	ALU.	<input checked="" type="checkbox"/>	1 038,00 €







PG.	PIC	INDEKS	CATALOG NO.	DIM. [CM]	USE	APROX.			LIGHT	FB	MATERIAL	PAINT	PRICE
						VOL. [V]	WEIGHT [KG]	POWER [W]					
155		300-2204-8-013501500000-0021-00002	EWZ-18-19-035(135x150)	135 x 150	↕	240 V	7 kg	30 W	402 p.	<input checked="" type="checkbox"/>	ALU.	<input checked="" type="checkbox"/>	495,00 €
158		201-3307-14-028509100285-4021-00001	CC1-03-19-043(285x910x285)	285 x 910 x 285	↕	240 V	526 kg	701 W	9852 p.	<input checked="" type="checkbox"/>	ALU. & ALU	<input checked="" type="checkbox"/>	23 347,00 €
159		300-2201-99-010502200000-0021-00001	EWE-17-19-026(105x220)	105 x 220	↕	240 V	10 kg	28 W	358 p.	<input checked="" type="checkbox"/>	ALU.	<input checked="" type="checkbox"/>	800,00 €
159		300-2201-99-017003450000-0021-00001	EWE-17-19-026(170x345)	170 x 345	↕	240 V	21 kg	49 W	630 p.	<input checked="" type="checkbox"/>	ALU.	<input checked="" type="checkbox"/>	1 297,00 €
159		300-2202-99-013502050000-0021-00001	EWE-18-19-007(135x205)	135 x 205	↕	240 V	10 kg	28 W	358 p.	<input checked="" type="checkbox"/>	ALU.	<input checked="" type="checkbox"/>	836,00 €
159		300-2202-99-023003400000-0021-00001	EWE-18-19-007(230x340)	230 x 340	↕	240 V	23 kg	53 W	680 p.	<input checked="" type="checkbox"/>	ALU.	<input checked="" type="checkbox"/>	1 413,00 €
159		300-2202-8-007502400000-0021-00001	EWE-18-18-003(75x240)	75 x 240	↕	240 V	6 kg	22 W	294 p.	<input checked="" type="checkbox"/>	ALU.	<input checked="" type="checkbox"/>	484,00 €








PG.	PIC	INDEKS	CATALOG NO.	DIM. [CM]	USE	APROX.			LIGHT	FB	MATERIAL	PAINT	PRICE
						VOL. [V]	WEIGHT [KG]	POWER [W]					
159		300-2202-8-013004050000-0021-00001	EWE-18-18-003(130x405)	130 x 405	↕	240 V	11 kg	38 W	502 p.	<input checked="" type="checkbox"/>	ALU.	<input checked="" type="checkbox"/>	782,00 €
159		300-2202-8-014501950000-0021-00001	EWE-18-18-004(145x195)	145 x 195	↕	240 V	8 kg	22 W	294 p.	<input checked="" type="checkbox"/>	ALU.	<input checked="" type="checkbox"/>	502,00 €
159		300-2202-8-021502900000-0021-00001	EWE-18-18-004(215x290)	215 x 290	↕	240 V	14 kg	35 W	466 p.	<input checked="" type="checkbox"/>	ALU.	<input checked="" type="checkbox"/>	748,00 €
160		300-2202-8-008001850000-0021-00001	EWE-18-18-005(80x185)	80 x 185	↕	240 V	5 kg	16 W	208 p.	<input checked="" type="checkbox"/>	ALU.	<input checked="" type="checkbox"/>	430,00 €
160		300-2202-8-013002950000-0021-00001	EWE-18-18-005(130x295)	130 x 295	↕	240 V	9 kg	29 W	380 p.	<input checked="" type="checkbox"/>	ALU.	<input checked="" type="checkbox"/>	647,00 €
160		300-2304-10-013006300130-3021-00001	EWZ-08-18-002(130x630x130)	130 x 630 x 130	↓	240 V	24 kg	159 W	1964 p.	<input checked="" type="checkbox"/>	ALU.	<input checked="" type="checkbox"/>	1 540,00 €
160		300-2203-99-022006400000-0021-00001	EWP-06-18-002(220x640)	220 x 640	↕	240 V	32 kg	94 W	1240 p.	<input checked="" type="checkbox"/>	ALU. & ALU	<input checked="" type="checkbox"/>	2 365,00 €

















PG.	PIC	INDEKS	CATALOG NO.	DIM. [CM]	USE	APROX.			LIGHT	FB	MATERIAL	PAINT	PRICE
						VOL. [V]	WEIGHT [KG]	POWER [W]					
160		300-2203-99-014500950000-0021-00001	EWZ-17-19-135(145x95)	145 x 95	↕	240 V	5 kg	26 W	344 p.	<input checked="" type="checkbox"/>	ALU.	<input checked="" type="checkbox"/>	697,00 €
160		300-2203-99-018001200000-0021-00001	EWZ-17-19-135(180x120)	180 x 120	↕	240 V	7 kg	29 W	380 p.	<input checked="" type="checkbox"/>	ALU.	<input checked="" type="checkbox"/>	860,00 €
160		300-2203-99-022001400000-0021-00001	EWZ-17-19-135(220x140)	220 x 140	↕	240 V	9 kg	39 W	516 p.	<input checked="" type="checkbox"/>	ALU.	<input checked="" type="checkbox"/>	1 130,00 €
161		300-2304-6-029502750090-4021-00001	EWZ-18-19-027(295x275x90)	295 x 275 x 90	↕	240 V	38 kg	172 W	2348 p.	<input checked="" type="checkbox"/>	ALU. & ALU	<input checked="" type="checkbox"/>	4 213,00 €
161		300-2304-6-044504400140-4021-00001	EWZ-18-19-027(445x440x140)	445 x 440 x 140	↕	240 V	62 kg	280 W	3804 p.	<input checked="" type="checkbox"/>	ALU. & ALU	<input checked="" type="checkbox"/>	6 082,00 €
161		300-2307-3-023002050120-4021-00001	EFR-07-19-092(230x200x150)	230 x 205 x 120	↕	24 V	83 kg	122 W	1656 p.	<input checked="" type="checkbox"/>	ALU.	<input checked="" type="checkbox"/>	5 017,00 €
162		300-2308-8-030003150265-4021-00001	EFR-02-19-043(300x315x265)	300 x 315 x 265	↕	24 V	150 kg	530 W	8088 p.	<input checked="" type="checkbox"/>	ALU.	<input checked="" type="checkbox"/>	12 768,00 €


PG.	PIC	INDEKS	CATALOG NO.	DIM. [CM]	USE	APROX.			LIGHT	FB	MATERIAL	PAINT	PRICE
						VOL. [V]	WEIGHT [KG]	POWER [W]					
163		300-2304-99-013001650130-0021-00001	EWZ-18-20-003(130x165x130)	130 x 165 x 130	↕	240 V	20 kg	103 W	1392 p.	<input checked="" type="checkbox"/>	ALU.	<input checked="" type="checkbox"/>	1 455,00 €
163		300-2203-99-014501250000-4021-00001	EWZ-17-20-006(145x125)	145 x 125	↕	240 V	7 kg	26 W	344 p.	<input checked="" type="checkbox"/>	ALU.	<input checked="" type="checkbox"/>	742,00 €
163		300-2203-99-060003500000-4021-00001	EWZ-17-19-104(600x350)	600 x 350	↕	240 V	47 kg	224 W	2528 p.	<input checked="" type="checkbox"/>	ALU.	<input checked="" type="checkbox"/>	3 660,00 €
164		300-2204-1-015001700000-4021-00001	EWZ-01-20-002(150x170)	150 x 170	↓	240 V	9 kg	43 W	574 p.	<input checked="" type="checkbox"/>	ALU.	<input checked="" type="checkbox"/>	1 112,00 €
164		300-2204-1-018002050000-4021-00001	EWZ-01-20-002(180x205)	180 x 205	↓	240 V	11 kg	49 W	660 p.	<input checked="" type="checkbox"/>	ALU.	<input checked="" type="checkbox"/>	1 366,00 €
164		300-2204-1-021002400000-4021-00001	EWZ-01-20-002(210x240)	210 x 240	↓	240 V	16 kg	58 W	782 p.	<input checked="" type="checkbox"/>	ALU.	<input checked="" type="checkbox"/>	1 807,00 €
164		300-2304-1-015001700150-4021-00001	EWZ-01-20-003(150x170x150)	150 x 170 x 150	↓	240 V	20 kg	79 W	1062 p.	<input checked="" type="checkbox"/>	ALU.	<input checked="" type="checkbox"/>	2 184,00 €

PG.	PIC	INDEKS	CATALOG NO.	DIM. [CM]	USE	APROX.			LIGHT	FB	MATERIAL	PAINT	PRICE
						VOL. [V]	WEIGHT [KG]	POWER [W]					
164		300-2304-1-018002050180-4021-00001	EWZ-01-20-003(180x205x180)	180 x 205 x 180	↓	240 V	26 kg	98 W	1320 p.	<input checked="" type="checkbox"/>	ALU.	<input checked="" type="checkbox"/>	2 919,00 €
164		300-2304-1-021002400210-4021-00001	EWZ-01-20-003(210x240x210)	210 x 240 x 210	↓	240 V	37 kg	120 W	1614 p.	<input checked="" type="checkbox"/>	ALU.	<input checked="" type="checkbox"/>	3 926,00 €
165		300-2409-21-018002400000-0021-00001	EBX-09-19-003(180x240)	180 x 240	↕	24 V	73 kg	114 W	1744 p.	<input checked="" type="checkbox"/>	ALU.	<input checked="" type="checkbox"/>	3 667,00 €
168		300-4307-5-037006300370-0021-00001	ERC-01-18-002(370x630x370)	370 x 630 x 370	↓	24 V	274 kg	437 W	8888 p.	<input checked="" type="checkbox"/>	STL, ALU.	<input checked="" type="checkbox"/>	15 902,00 €
168		300-4307-5-048008300480-0021-00001	ERC-01-18-002(480x830x480)	480 x 830 x 480	↓	24 V	427 kg	662 W	13284 p.	<input checked="" type="checkbox"/>	STL, ALU.	<input checked="" type="checkbox"/>	23 017,00 €
169		300-2304-99-006501050065-0021-00001	EWZ-10-18-001(65x105x65)	65 x 105 x 65	↓	240 V	8 kg	49 W	668 p.	<input checked="" type="checkbox"/>	ALU.	<input checked="" type="checkbox"/>	867,00 €
169		300-2304-99-008501350085-0021-00001	EWZ-10-18-001(85x135x85)	85 x 135 x 85	↓	240 V	10 kg	67 W	912 p.	<input checked="" type="checkbox"/>	ALU.	<input checked="" type="checkbox"/>	1 210,00 €

PG.	PIC	INDEKS	CATALOG NO.	DIM. [CM]	USE	APROX.			LIGHT	FB	MATERIAL	PAINT	PRICE
						VOL. [V]	WEIGHT [KG]	POWER [W]					
169		300-2304-2-017003500170-0021-00001	EWZ-02-18-001(170x350x170)	170 x 350 x 170	↓	240 V	52 kg	230 W	3160 p.	<input checked="" type="checkbox"/>	ALU. & ALU	<input checked="" type="checkbox"/>	4 275,00 €
169		300-2304-2-030004500300-0021-00001	EWZ-02-18-001(300x450x300)	300 x 450 x 300	↓	240 V	100 kg	388 W	5382 p.	<input checked="" type="checkbox"/>	ALU. & ALU	<input checked="" type="checkbox"/>	7 486,00 €
169		201-3207-31-010001600100-0001-00001	CAU-01-18-001(100x160x100)	100 x 160 x 100	↕	24 V	26 kg	40 W	400 p.	<input checked="" type="checkbox"/>	-	<input checked="" type="checkbox"/>	939,00 €
169		201-3207-31-012001900120-0001-00001	CAU-01-18-001(120x190x120)	120 x 190 x 120	↕	24 V	34 kg	60 W	600 p.	<input checked="" type="checkbox"/>	-	<input checked="" type="checkbox"/>	1 325,00 €
169		201-3207-31-015002500150-0001-00001	CAU-01-18-001(150x250x150)	150 x 250 x 150	↕	24 V	54 kg	100 W	1000 p.	<input checked="" type="checkbox"/>	-	<input checked="" type="checkbox"/>	1 905,00 €
170		300-2204-3-013501600000-0021-00001	EWZ-18-18-004(135x160)	135 x 160	↕	240 V	7 kg	51 W	712 p.	<input checked="" type="checkbox"/>	ALU.	<input checked="" type="checkbox"/>	620,00 €
170		300-2204-3-022502700000-0021-00001	EWZ-18-18-004(225x270)	225 x 270	↕	240 V	14 kg	101 W	1394 p.	<input checked="" type="checkbox"/>	ALU.	<input checked="" type="checkbox"/>	1 027,00 €





PG.	PIC	INDEKS	CATALOG NO.	DIM. [CM]	USE	APROX.			LIGHT	FB	MATERIAL	PAINT	PRICE
						VOL. [V]	WEIGHT [KG]	POWER [W]					
170		300-2204-3-035504300000-0021-00001	EWZ-18-18-004(355x430)	355 x 430	↕	240 V	34 kg	178 W	2442 p.	<input checked="" type="checkbox"/>	ALU.	<input checked="" type="checkbox"/>	1 832,00 €
170		300-2303-3-038002500230-4001-00001	EWZ-18-18-005(380x250x230)	380 x 250 x 230	↓	240 V	63 kg	196 W	2534 p.	<input checked="" type="checkbox"/>	ALU.	<input checked="" type="checkbox"/>	5 051,00 €
170		300-4307-5-012502300065-0021-00001	ERC-01-18-003(125x230x65)	125 x 230 x 65	↓	24 V	34 kg	38 W	774 p.	<input checked="" type="checkbox"/>	STL, ALU.	<input checked="" type="checkbox"/>	1 639,00 €
170		300-4307-5-016502950085-0021-00001	ERC-01-18-003(165x295x85)	165 x 265 x 85	↓	24 V	61 kg	62 W	1232 p.	<input checked="" type="checkbox"/>	STL, ALU.	<input checked="" type="checkbox"/>	2 473,00 €
171		300-2202-1-016501650000-0001-00005	EWE-01-16-004(165)	165 x 165	↕	240 V	9 kg	76 W	1064 p.	<input checked="" type="checkbox"/>	ALU.	<input checked="" type="checkbox"/>	459,00 €
171		300-2202-1-019001900000-0001-00003	EWE-01-16-004(190)	190 x 190	↕	240 V	11 kg	91 W	1280 p.	<input checked="" type="checkbox"/>	ALU.	<input checked="" type="checkbox"/>	574,00 €
171		300-2202-1-022502250000-0001-00003	EWE-01-16-004(225)	225 x 225	↕	240 V	14 kg	109 W	1524 p.	<input checked="" type="checkbox"/>	ALU.	<input checked="" type="checkbox"/>	858,00 €








PG.	PIC	INDEKS	CATALOG NO.	DIM. [CM]	USE	APROX.			LIGHT	FB	MATERIAL	PAINT	PRICE
						VOL. [V]	WEIGHT [KG]	POWER [W]					
171		300-2202-1-027002700000-0001-00001	EWE-01-16-004(270)	270 x 270	↕	240 V	24 kg	124 W	1740 p.	<input checked="" type="checkbox"/>	ALU.	<input checked="" type="checkbox"/>	1 199,00 €
171		300-2202-1-030503050000-0001-00001	EWE-01-16-004(305)	305 x 305	↕	240 V	28 kg	147 W	2056 p.	<input checked="" type="checkbox"/>	ALU.	<input checked="" type="checkbox"/>	1 459,00 €
171		300-2304-1-014001400140-0021-00001	EWZ-01-16-004(140x140x140)	140 x 140 x 140	↕	240 V	21 kg	132 W	1840 p.	<input checked="" type="checkbox"/>	ALU.	<input checked="" type="checkbox"/>	1 422,00 €
171		300-2304-1-016501650165-0021-00001	EWZ-01-16-004(165x165x165)	165 x 165 x 165	↕	240 V	25 kg	152 W	2128 p.	<input checked="" type="checkbox"/>	ALU.	<input checked="" type="checkbox"/>	1 606,00 €
171		300-2304-1-019001900190-0021-00001	EWZ-01-16-004(190x190x190)	190 x 190 x 190	↕	240 V	30 kg	172 W	2416 p.	<input checked="" type="checkbox"/>	ALU.	<input checked="" type="checkbox"/>	1 929,00 €
171		300-2304-1-022502250225-0021-00001	EWZ-01-16-004(225x225x225)	225 x 225 x 225	↕	240 V	43 kg	198 W	2760 p.	<input checked="" type="checkbox"/>	ALU.	<input checked="" type="checkbox"/>	2 472,00 €
171		300-2304-1-027002700270-0021-00001	EWZ-01-16-004(270x270x270)	270 x 270 x 270	↕	240 V	64 kg	228 W	3192 p.	<input checked="" type="checkbox"/>	ALU.	<input checked="" type="checkbox"/>	3 364,00 €








PG.	PIC	INDEKS	CATALOG NO.	DIM. [CM]	USE	APROX.			LIGHT	FB	MATERIAL	PAINT	PRICE
						VOL. [V]	WEIGHT [KG]	POWER [W]					
171		300-2304-1-030503050305-0021-00001	EWZ-01-16-004(305x305x305)	305 x 305 x 305	↕	240 V	75 kg	274 W	3824 p.	<input checked="" type="checkbox"/>	ALU.	<input checked="" type="checkbox"/>	3 898,00 €
171		300-2307-3-029003000140-4021-00002	EFP-05-18-006(290x300x140)	290 x 300 x 140	↕	24 V	105 kg	168 W	1932 p.	<input checked="" type="checkbox"/>	ALU.	<input checked="" type="checkbox"/>	10 528,00 €
171		300-2307-3-048004900220-4021-00001	EFP-05-18-006(480x490x220)	480 x 490 x 220	↕	24 V	171 kg	257 W	2948 p.	<input checked="" type="checkbox"/>	ALU.	<input checked="" type="checkbox"/>	16 512,00 €
174		201-4307-14-041013900410-0021-00001	CC1-04-19-003(410x1390x410)	410 x 1390 x 410	↕	24 V	1318 kg	1593 W	24372 p.	<input checked="" type="checkbox"/>	& ALU	<input checked="" type="checkbox"/>	47 181,00 €
175		300-2307-10-007500600080-0021-00001	EFR-07-19-008(75x60x80)	75 x 60 x 80	↕	24 V	10 kg	44 W	776 p.	<input checked="" type="checkbox"/>	ALU.	<input checked="" type="checkbox"/>	1 198,00 €
175		300-2307-10-019001500200-0021-00001	EFR-07-19-008(190x150x200)	190 x 150 x 200	↕	24 V	30 kg	108 W	1752 p.	<input checked="" type="checkbox"/>	ALU.	<input checked="" type="checkbox"/>	2 629,00 €
175		300-2307-10-007000450070-0021-00001	EFR-07-19-007(70x45x70)	70 x 45 x 70	↕	24 V	8 kg	31 W	604 p.	<input checked="" type="checkbox"/>	ALU.	<input checked="" type="checkbox"/>	1 001,00 €







PG.	PIC	INDEKS	CATALOG NO.	DIM. [CM]	USE	APROX.			LIGHT	FB	MATERIAL	PAINT	PRICE
						VOL. [V]	WEIGHT [KG]	POWER [W]					
175		300-2307-10-018001150180-0021-00001	EFR-07-19-007(180x115x180)	180 x 115 x 180	↕	24 V	21 kg	108 W	1752 p.	<input checked="" type="checkbox"/>	ALU.	<input checked="" type="checkbox"/>	2 395,00 €
175		300-2307-10-024502000265-0021-00001	EFR-07-19-006(245x200x265)	245 x 200 x 265	↕	24 V	45 kg	189 W	2856 p.	<input checked="" type="checkbox"/>	ALU.	<input checked="" type="checkbox"/>	3 401,00 €
176		300-2307-3-017001700100-4021-00001	EFP-23-19-002(170x170x100)	170 x 170 x 100	↕	24 V	51 kg	68 W	1200 p.	<input checked="" type="checkbox"/>	ALU.	<input checked="" type="checkbox"/>	9 177,00 €
176		300-2307-6-016003200160-4021-00001	EFP-23-19-001(160x320x160)	160 x 320 x 160	↕	24 V	66 kg	177 W	2148 p.	<input checked="" type="checkbox"/>	ALU.	<input checked="" type="checkbox"/>	13 017,00 €
176		300-2307-3-045004200380-4021-00002	EFP-10-19-002(450x420x380)	450 x 420 x 380	↕	24 V	231 kg	678 W	7872 p.	<input checked="" type="checkbox"/>	ALU.	<input checked="" type="checkbox"/>	30 795,00 €
176		300-2307-3-040002800150-4021-00001	EFP-10-19-001(400x280x150)	400 x 280 x 150	↕	24 V	139 kg	215 W	2838 p.	<input checked="" type="checkbox"/>	ALU.	<input checked="" type="checkbox"/>	21 597,00 €
177		300-2307-3-025002000130-4021-00002	EFP-06-19-002(250x200x130)	250 x 200 x 130	↕	24 V	127 kg	114 W	1744 p.	<input checked="" type="checkbox"/>	ALU.	<input checked="" type="checkbox"/>	13 572,00 €















PG.	PIC	INDEKS	CATALOG NO.	DIM. [CM]	USE	APROX.			LIGHT	FB	MATERIAL	PAINT	PRICE
						VOL. [V]	WEIGHT [KG]	POWER [W]					
178		300-2307-99-020002000100-4021-00001	EFR-03-19-001(200x200x100)	200 x 200 x 100	↕	24 V	68 kg	114 W	1476 p.	<input checked="" type="checkbox"/>	ALU.	<input checked="" type="checkbox"/>	6 632,00 €
179		300-2203-99-060001000000-4021-00001	EWPP-17-19-004(600x100)	600 x 100	↕	240 V	23 kg	66 W	920 p.	<input checked="" type="checkbox"/>	ALU.	<input checked="" type="checkbox"/>	1 579,00 €
179		300-2206-1-015001650000-4021-00001	EWN-17-19-004(150x165)	150 x 165	↕	240 V	11 kg	41 W	568 p.	<input checked="" type="checkbox"/>	ALU.	<input checked="" type="checkbox"/>	760,00 €
179		300-2206-5-012002000000-4021-00001	EWN-03-19-002(120x200)	120 x 200	↕	240 V	12 kg	37 W	510 p.	<input checked="" type="checkbox"/>	ALU.	<input checked="" type="checkbox"/>	708,00 €
182		300-2202-2-019002500000-0001-00001	EWE-02-18-005(190x250)	190 x 250	↕	240 V	17 kg	71 W	992 p.	<input checked="" type="checkbox"/>	ALU. & ALU	<input checked="" type="checkbox"/>	1 133,00 €
182		300-2202-2-026503500000-0001-00001	EWE-02-18-005(265x350)	265 x 350	↕	240 V	31 kg	92 W	1264 p.	<input checked="" type="checkbox"/>	ALU. & ALU	<input checked="" type="checkbox"/>	1 827,00 €
182		300-2202-2-019002500000-0001-00002	EWE-02-18-006(190x250)	190 x 250	↕	240 V	15 kg	69 W	956 p.	<input checked="" type="checkbox"/>	ALU. & ALU	<input checked="" type="checkbox"/>	970,00 €








PG.	PIC	INDEKS	CATALOG NO.	DIM. [CM]	USE	APROX.			LIGHT	FB	MATERIAL	PAINT	PRICE
						VOL. [V]	WEIGHT [KG]	POWER [W]					
182		300-2202-2-026503500000-0001-00002	EWE-02-18-006(265x350)	265 x 350	↕	240 V	31 kg	110 W	1516 p.	<input checked="" type="checkbox"/>	ALU. & ALU	<input checked="" type="checkbox"/>	1 656,00 €
182		300-2202-2-019002500040-0021-00001	EWE-02-18-007(190x250x40)	190 x 250 x 40	↕	240 V	29 kg	121 W	1644 p.	<input checked="" type="checkbox"/>	ALU. & ALU	<input checked="" type="checkbox"/>	2 364,00 €
182		300-2202-2-026503500055-0021-00001	EWE-02-18-007(265x350x55)	265 x 350 x 55	↕	240 V	54 kg	175 W	2368 p.	<input checked="" type="checkbox"/>	ALU. & ALU	<input checked="" type="checkbox"/>	3 607,00 €
182		300-2302-2-019002500040-0021-00001	EWE-02-18-008(190x250x40)	190 x 250 x 40	↕	240 V	27 kg	118 W	1608 p.	<input checked="" type="checkbox"/>	ALU. & ALU	<input checked="" type="checkbox"/>	2 191,00 €
182		300-2302-2-026503500050-0021-00001	EWE-02-18-008(265x350x55)	265 x 350 x 55	↕	240 V	53 kg	183 W	2476 p.	<input checked="" type="checkbox"/>	ALU. & ALU	<input checked="" type="checkbox"/>	3 439,00 €
183		201-4307-14-021506000215-0021-00001	CCU-01-18-006(215x600x215)	215 x 600 x 215	↕	24 V	269 kg	391 W	6304 p.	<input checked="" type="checkbox"/>	& ALU	<input checked="" type="checkbox"/>	10 418,00 €
183		201-4307-14-028508000285-0021-00001	CCU-01-18-006(285x800x285)	285 x 800 x 285	↕	24 V	515 kg	699 W	10896 p.	<input checked="" type="checkbox"/>	& ALU	<input checked="" type="checkbox"/>	21 413,00 €


PG.	PIC	INDEKS	CATALOG NO.	DIM. [CM]	USE	APROX.			LIGHT	FB	MATERIAL	PAINT	PRICE
						VOL. [V]	WEIGHT [KG]	POWER [W]					
183		201-4307-14-035010000350-0021-00002	CCU-01-18-006(350x1000x350)	350 x 1000 x 350	↕	24 V	813 kg	1041 W	15744 p.	<input checked="" type="checkbox"/>	& ALU	<input checked="" type="checkbox"/>	32 122,00 €
184		300-2202-2-078006700000-0001-00001	EWE-02-18-009(780x670)	780 x 670	↕	240 V	242 kg	638 W	9180 p.	<input checked="" type="checkbox"/>	ALU. & ALU	<input checked="" type="checkbox"/>	13 134,00 €
184		300-2407-4-014002050115-0021-00001	ERC-08-18-005(140x205x115)	140 x 205 x 115	↕	24 V	29 kg	46 W	964 p.	<input checked="" type="checkbox"/>	ALU.	<input checked="" type="checkbox"/>	2 718,00 €
184		300-2407-4-020002800170-0021-00001	ERC-08-18-005(200x280x170)	200 x 280 x 170	↕	24 V	47 kg	73 W	1460 p.	<input checked="" type="checkbox"/>	ALU.	<input checked="" type="checkbox"/>	3 523,00 €
185		300-2202-2-015001500000-0021-00003	EWE-02-18-010(150x150)	150 x 150	↕	240 V	12 kg	54 W	740 p.	<input checked="" type="checkbox"/>	ALU. & ALU	<input checked="" type="checkbox"/>	907,00 €
185		300-2202-2-021002100000-0021-00001	EWE-02-18-010(210x210)	210 x 210	↕	240 V	18 kg	80 W	1084 p.	<input checked="" type="checkbox"/>	ALU. & ALU	<input checked="" type="checkbox"/>	1 312,00 €
185		300-2202-2-015001500000-0021-00002	EWE-02-18-011(150x150)	150 x 150	↕	240 V	8 kg	51 W	704 p.	<input checked="" type="checkbox"/>	ALU.	<input checked="" type="checkbox"/>	708,00 €

PG.	PIC	INDEKS	CATALOG NO.	DIM. [CM]	USE	APROX.			LIGHT	FB	MATERIAL	PAINT	PRICE
						VOL. [V]	WEIGHT [KG]	POWER [W]					
185		300-2202-2-021002100000-0021-00002	EWE-02-18-011(210x210)	210 x 210	↕	240 V	15 kg	85 W	1156 p.	<input checked="" type="checkbox"/>	ALU.	<input checked="" type="checkbox"/>	1 173,00 €
185		300-2202-2-007000700000-0001-00002	EWE-02-16-009(70)	70 x 70	↕	240 V	3 kg	23 W	324 p.	<input checked="" type="checkbox"/>	ALU.	<input checked="" type="checkbox"/>	231,00 €
185		300-2202-2-009000900000-0001-00004	EWE-02-16-009(90)	90 x 90	↕	240 V	4 kg	28 W	396 p.	<input checked="" type="checkbox"/>	ALU.	<input checked="" type="checkbox"/>	281,00 €
185		300-2202-2-011001100000-0001-00001	EWE-02-16-009(110)	110 x 110	↕	240 V	5 kg	35 W	504 p.	<input checked="" type="checkbox"/>	ALU.	<input checked="" type="checkbox"/>	322,00 €
185		300-2202-2-016001600000-0001-00003	EWE-02-16-009(160)	160 x 160	↕	240 V	8 kg	55 W	792 p.	<input checked="" type="checkbox"/>	ALU.	<input checked="" type="checkbox"/>	458,00 €
185		300-2202-2-012001200000-0001-00004	EWE-02-18-002(120x120)	120 x 120	↕	240 V	7 kg	38 W	540 p.	<input checked="" type="checkbox"/>	ALU.	<input checked="" type="checkbox"/>	561,00 €
185		300-2202-2-016001600000-0001-00005	EWE-02-18-002(160x160)	160 x 160	↕	240 V	9 kg	48 W	684 p.	<input checked="" type="checkbox"/>	ALU.	<input checked="" type="checkbox"/>	666,00 €


PG.	PIC	INDEKS	CATALOG NO.	DIM. [CM]	USE	APROX.			LIGHT	FB	MATERIAL	PAINT	PRICE
						VOL. [V]	WEIGHT [KG]	POWER [W]					
185		300-2202-2-020002000000-0001-00007	EWE-02-18-002(200x200)	200 x 200	↕	240 V	15 kg	60 W	864 p.	<input checked="" type="checkbox"/>	ALU.	<input checked="" type="checkbox"/>	889,00 €
185		300-2202-2-024002400000-0001-00004	EWE-02-18-002(240x240)	240 x 240	↕	240 V	18 kg	73 W	1044 p.	<input checked="" type="checkbox"/>	ALU.	<input checked="" type="checkbox"/>	1 025,00 €
186		300-2309-21-050003600105-0021-00001	EFR-07-19-082(500x360x100)	500 x 360 x 105	↕	24 V	93 kg	237 W	4276 p.	<input checked="" type="checkbox"/>	ALU. & ALU	<input checked="" type="checkbox"/>	8 042,00 €
187		300-2307-2-045004800450-0021-00001	EFR-07-19-065(450x480x450)	450 x 480 x 450	↕	24 V	230 kg	662 W	11408 p.	<input checked="" type="checkbox"/>	ALU.	<input checked="" type="checkbox"/>	18 323,00 €
187		300-2307-2-060003000450-0001-00001	EFR-07-19-012(600x300x450)	600 x 300 x 450	↕	240 V	398 kg	1636 W	22788 p.	<input checked="" type="checkbox"/>	ALU. & ALU	<input checked="" type="checkbox"/>	27 972,00 €
188		300-2308-10-045003000120-0021-00002	EBX-08-19-001(450x300x120)	450 x 300 x 120	↕	240 V	61 kg	188 W	2664 p.	<input checked="" type="checkbox"/>	ALU. & ALU	<input checked="" type="checkbox"/>	5 524,00 €
188		300-2408-2-072504150220-0001-00001	EBX-07-18-002(725x415x220)	725 x 415 x 220	↕	24 V	142 kg	279 W	4444 p.	<input checked="" type="checkbox"/>	ALU.	<input checked="" type="checkbox"/>	8 481,00 €








PG.	PIC	INDEKS	CATALOG NO.	DIM. [CM]	USE	APROX.			LIGHT	FB	MATERIAL	PAINT	PRICE
						VOL. [V]	WEIGHT [KG]	POWER [W]					
189		300-2206-2-009002200000-0001-00002	EWN-02-18-003(90x220)	90 x 220	↕	240 V	12 kg	54 W	740 p.	<input checked="" type="checkbox"/>	ALU.	<input checked="" type="checkbox"/>	596,00 €
189		300-2306-2-016004100160-0001-00001	EWN-17-19-029(160x410x160)	160 x 410 x 160	↕	240 V	47 kg	216 W	3080 p.	<input checked="" type="checkbox"/>	ALU.	<input checked="" type="checkbox"/>	2 977,00 €
189		300-2203-2-060001200000-0001-00001	EWP-02-18-004(600x120)	600 x 120	↕	240 V	35 kg	157 W	2132 p.	<input checked="" type="checkbox"/>	ALU.	<input checked="" type="checkbox"/>	2 498,00 €
189		300-2203-2-080001150000-0001-00001	EWP-02-19-013(800x115)	800 x 115	↕	240 V	32 kg	116 W	1640 p.	<input checked="" type="checkbox"/>	ALU.	<input checked="" type="checkbox"/>	2 312,00 €
192		300-3307-6-021003850210-0021-00001	EFP-02-20-001(210x365x175)	210 x 365 x 175	↓	24 V	188 kg	380 W	3800 p.	<input checked="" type="checkbox"/>	STL,	<input checked="" type="checkbox"/>	15 731,00 €
193		300-3307-3-039504000395-0021-00001	EFP-23-19-026(395x400x395)	395 x 400 x 395	↕	24 V	362 kg	649 W	6884 p.	<input checked="" type="checkbox"/>	STL,	<input checked="" type="checkbox"/>	20 711,00 €
194		300-3307-3-048005000360-4021-00001	EFP-05-18-007(480x500x360)	480 x 500 x 360	↕	24 V	295 kg	30 W	300 p.	<input checked="" type="checkbox"/>	STL,	<input checked="" type="checkbox"/>	16 708,00 €

PG.	PIC	INDEKS	CATALOG NO.	DIM. [CM]	USE	APROX.			LIGHT	FB	MATERIAL	PAINT	PRICE
						VOL. [V]	WEIGHT [KG]	POWER [W]					
195		300-3307-6-040005800210-0021-00001	EFP-07-18-001(400x580x210)	400 x 580 x 210	↕	24 V	336 kg	646 W	8224 p.	<input checked="" type="checkbox"/>	STL,	<input checked="" type="checkbox"/>	17 066,00 €
196		300-3307-3-057005000400-0021-00001	EFP-10-18-002(570x500x400)	570 x 500 x 400	↕	24 V	404 kg	700 W	7000 p.	<input checked="" type="checkbox"/>	STL,	<input checked="" type="checkbox"/>	19 891,00 €
197		300-3307-3-025003500250-0021-00001	EFP-10-18-003(250x350x250)	250 x 350 x 250	↕	24 V	263 kg	480 W	5220 p.	<input checked="" type="checkbox"/>	STL,	<input checked="" type="checkbox"/>	14 634,00 €
198		300-3307-3-033005000280-0021-00001	EFP-06-18-001(330x500x280)	330 x 500 x 280	↕	24 V	434 kg	903 W	9340 p.	<input checked="" type="checkbox"/>	STL,	<input checked="" type="checkbox"/>	23 287,00 €
199		300-3307-6-042005000330-0021-00001	EFP-01-18-001(420x500x330)	420 x 500 x 330	↕	24 V	328 kg	665 W	6860 p.	<input checked="" type="checkbox"/>	STL,	<input checked="" type="checkbox"/>	20 920,00 €
202		300-2301-1-010001000030-1001-00001	EWF-01-14-002(100x100x30)	100 x 100 x 30	↕	240 V	7 kg	16 W	200 p.	<input checked="" type="checkbox"/>	ALU.	<input checked="" type="checkbox"/>	728,00 €
202		300-2301-1-012001200120-1001-00001	EWF-01-14-003(120x120x120)	120 x 120 x 120	↕	240 V	7 kg	24 W	300 p.	<input checked="" type="checkbox"/>	ALU.	<input checked="" type="checkbox"/>	821,00 €




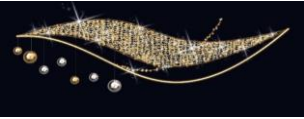
PG.	PIC	INDEKS	CATALOG NO.	DIM. [CM]	USE	APROX.			LIGHT	FB	MATERIAL	PAINT	PRICE
						VOL. [V]	WEIGHT [KG]	POWER [W]					
202		300-2301-1-024002400240-1001-00001	EWf-01-14-003(240x240x240)	240 x 240 x 240	↕	240 V	44 kg	72 W	900 p.	<input checked="" type="checkbox"/>	ALU.	<input checked="" type="checkbox"/>	2 300,00 €
202		300-2307-1-010001000025-1001-00001	EFR-06-15-002(100x100x25)	100 x 100 x 25	↕	240 V	8 kg	12 W	150 p.	<input checked="" type="checkbox"/>	ALU.	<input checked="" type="checkbox"/>	851,00 €
202		300-2307-1-020002000040-1001-00001	EFR-06-15-002(200x200x40)	200 x 200 x 40	↕	240 V	18 kg	24 W	300 p.	<input checked="" type="checkbox"/>	ALU.	<input checked="" type="checkbox"/>	1 776,00 €
202		300-2307-1-030003000060-1001-00001	EFR-06-15-002(300x300x60)	300 x 300 x 60	↕	240 V	40 kg	36 W	450 p.	<input checked="" type="checkbox"/>	ALU.	<input checked="" type="checkbox"/>	3 292,00 €
202		300-2307-1-006001200040-1021-00001	EFR-06-14-003(60x120x40)	60 x 120 x 40	↕	24 V	10 kg	10 W	100 p.	<input checked="" type="checkbox"/>	ALU.	<input checked="" type="checkbox"/>	759,00 €
202		300-2307-1-006001600040-1021-00001	EFR-06-14-003(60x160x40)	60 x 160 x 40	↕	24 V	11 kg	10 W	100 p.	<input checked="" type="checkbox"/>	ALU.	<input checked="" type="checkbox"/>	815,00 €
203		300-4307-14-035010000350-1021-00001	ERC-08-16-005(350x1000x350)	350 x 1000 x 350	↕	24 V	780 kg	1346 W	14804 p.	<input checked="" type="checkbox"/>	ALU.	<input checked="" type="checkbox"/>	33 739,00 €



PG.	PIC	INDEKS	CATALOG NO.	DIM. [CM]	USE	APROX.			LIGHT	FB	MATERIAL	PAINT	PRICE
						VOL. [V]	WEIGHT [KG]	POWER [W]					
204		300-2301-1-005000500020-1001-00001	EWf-01-14-001(50x50x20)	50 x 50 x 20	↕	240 V	3 kg	4 W	50 p.	<input checked="" type="checkbox"/>	ALU.	<input checked="" type="checkbox"/>	279,00 €
204		300-2301-1-010001000025-1001-00001	EWf-01-14-001(100x100x25)	100 x 100 x 25	↕	240 V	5 kg	12 W	150 p.	<input checked="" type="checkbox"/>	ALU.	<input checked="" type="checkbox"/>	638,00 €
204		300-2301-1-015001500030-1001-00001	EWf-01-14-001(150x150x30)	150 x 150 x 30	↕	240 V	10 kg	24 W	300 p.	<input checked="" type="checkbox"/>	ALU.	<input checked="" type="checkbox"/>	953,00 €
204		300-2301-7-005000500050-1001-00001	EWf-07-16-001(50x50x50)	50 x 50 x 50	↕	240 V	5 kg	12 W	150 p.	<input checked="" type="checkbox"/>	ALU.	<input checked="" type="checkbox"/>	449,00 €
204		300-2301-7-010001000100-1001-00001	EWf-07-16-001(100x100x100)	100 x 100 x 100	↕	240 V	15 kg	40 W	500 p.	<input checked="" type="checkbox"/>	ALU.	<input checked="" type="checkbox"/>	1 129,00 €
204		300-2307-11-079001350035-1001-00001	EFr-06-16-002(790x135x35)	790 x 135 x 35	↕	24 V	224 kg	600 W	6000 p.	<input checked="" type="checkbox"/>	ALU.	<input checked="" type="checkbox"/>	16 245,00 €
204		300-2307-11-174002550060-1001-00001	EFr-06-16-002(1740x255x60)	1740 x 255 x 60	↕	24 V	424 kg	1100 W	11000 p.	<input checked="" type="checkbox"/>	ALU.	<input checked="" type="checkbox"/>	26 286,00 €

PG.	PIC	INDEKS	CATALOG NO.	DIM. [CM]	USE	APROX.			LIGHT	FB	MATERIAL	PAINT	PRICE
						VOL. [V]	WEIGHT [KG]	POWER [W]					
205		300-2301-10-015001200150-1001-00001	EWf-08-16-001(150x120x150)	150 x 120 x 150	↓	240 V	18 kg	53 W	500 p.	<input checked="" type="checkbox"/>	ALU.	<input checked="" type="checkbox"/>	1 040,00 €
205		300-2301-10-015002200150-1001-00001	EWf-08-16-002(150x120x150)	150 x 220 x 150	↕	240 V	33 kg	123 W	1188 p.	<input checked="" type="checkbox"/>	ALU.	<input checked="" type="checkbox"/>	1 625,00 €
205		300-2307-11-024501900030-1021-00001	EFR-11-20-001(245x190x30)	245 x 190 x 30	↕	24 V	61 kg	125 W	1308 p.	<input checked="" type="checkbox"/>	ALU.	<input checked="" type="checkbox"/>	5 664,00 €
206		300-2301-5-014006000140-1001-00001	EWf-14-14-001(140x600x140)	140 x 600 x 140	↕	240 V	49 kg	100 W	1104 p.	<input checked="" type="checkbox"/>	ALU.	<input checked="" type="checkbox"/>	3 141,00 €
206		300-2307-5-010000500020-1021-00001	EFR-06-14-002(50x100x20)	50 x 100 x 20	↕	24 V	6 kg	10 W	100 p.	<input checked="" type="checkbox"/>	ALU.	<input checked="" type="checkbox"/>	500,00 €
206		300-2307-5-012000900025-1021-00001	EFR-06-14-002(90x120x25)	90 x 120 x 25	↕	24 V	8 kg	15 W	150 p.	<input checked="" type="checkbox"/>	ALU.	<input checked="" type="checkbox"/>	692,00 €
206		300-2307-5-017000900030-1021-00001	EFR-06-14-002(90x170x30)	90 x 170 x 25	↕	24 V	10 kg	20 W	200 p.	<input checked="" type="checkbox"/>	ALU.	<input checked="" type="checkbox"/>	892,00 €






PG.	PIC	INDEKS	CATALOG NO.	DIM. [CM]	USE	APROX.			LIGHT	FB	MATERIAL	PAINT	PRICE
						VOL. [V]	WEIGHT [KG]	POWER [W]					
206		300-2307-5-010001500025-1021-00001	EFR-06-15-001(100x150x25)	100 x 150 x 25	↕	24 V	9 kg	25 W	250 p.	<input checked="" type="checkbox"/>	ALU.	<input checked="" type="checkbox"/>	903,00 €
206		300-2307-5-010002000025-1021-00001	EFR-06-15-001(100x200x25)	100 x 200 x 25	↕	24 V	11 kg	30 W	300 p.	<input checked="" type="checkbox"/>	ALU.	<input checked="" type="checkbox"/>	1 078,00 €
207		300-2304-99-004500800045-1021-00001	EWf-18-20-001(45x80x45)	45 x 80 x 45	↕	240 V	9 kg	12 W	150 p.	<input checked="" type="checkbox"/>	ALU.	<input checked="" type="checkbox"/>	636,00 €
207		300-2307-4-007002100070-1021-00001	ERK-03-20-001(70x210x70)	70 x 210 x 70	↓	24 V	33 kg	60 W	600 p.	<input checked="" type="checkbox"/>	ALU.	<input checked="" type="checkbox"/>	2 301,00 €
207		300-2307-10-006001500060-1021-00001	ERK-08-20-001(60x150x60)	60 x 150 x 60	↕	24 V	28 kg	35 W	350 p.	<input checked="" type="checkbox"/>	ALU. & ALU	<input type="checkbox"/>	2 067,00 €
210		300-2304-7-012501850020-3021-00001	EWZ-07-20-001(125x185x20)	125 x 185 x 20	↕	240 V	15 kg	60 W	750 p.	<input checked="" type="checkbox"/>	ALU.	<input checked="" type="checkbox"/>	1 409,00 €
210		300-2304-7-016002450020-3021-00001	EWZ-07-20-001(160x245x20)	160 x 245 x 20	↕	240 V	25 kg	88 W	1100 p.	<input checked="" type="checkbox"/>	ALU.	<input checked="" type="checkbox"/>	2 215,00 €

PG.	PIC	INDEKS	CATALOG NO.	DIM. [CM]	USE	APROX.			LIGHT	FB	MATERIAL	PAINT	PRICE
						VOL. [V]	WEIGHT [KG]	POWER [W]					
210		300-2304-99-003002150030-3021-00001	EWZ-18-20-001(30x215x30)	30 x 215 x 30	↕	240 V	5 kg	8 W	100 p.	<input checked="" type="checkbox"/>	ALU.	<input checked="" type="checkbox"/>	555,00 €
210		300-2304-99-004002450040-3021-00001	EWZ-18-20-001(40x245x40)	40 x 245 x 40	↕	240 V	7 kg	12 W	150 p.	<input checked="" type="checkbox"/>	ALU.	<input checked="" type="checkbox"/>	733,00 €
210		300-2304-99-005502950055-3021-00001	EWZ-18-20-001(55x295x55)	55 x 295 x 55	↕	240 V	10 kg	20 W	250 p.	<input checked="" type="checkbox"/>	ALU.	<input checked="" type="checkbox"/>	1 025,00 €
210		300-2307-7-010002200040-3021-00001	EFR-04-20-001(100x220x40)	100 x 220 x 40	↕	240 V	25 kg	60 W	750 p.	<input checked="" type="checkbox"/>	ALU.	<input checked="" type="checkbox"/>	1 968,00 €
211		300-2203-99-030000950000-3021-00001	EWP-06-20-001(300x95)	300 x 95	↓	240 V	11 kg	24 W	300 p.	<input checked="" type="checkbox"/>	ALU.	<input checked="" type="checkbox"/>	777,00 €
211		300-2203-99-030001000000-3021-00002	EWP-06-20-003(300x100)	300 x 100	↕	240 V	8 kg	22 W	294 p.	<input checked="" type="checkbox"/>	ALU.	<input checked="" type="checkbox"/>	693,00 €
211		300-2203-99-034001000000-3021-00001	EWP-06-20-005(340x100)	340 x 100	↕	240 V	11 kg	42 W	544 p.	<input checked="" type="checkbox"/>	ALU.	<input checked="" type="checkbox"/>	852,00 €








PG.	PIC	INDEKS	CATALOG NO.	DIM. [CM]	USE	APROX.			LIGHT	FB	MATERIAL	PAINT	PRICE
						VOL. [V]	WEIGHT [KG]	POWER [W]					
212		300-2307-5-007002000070-3021-00003	EFS-03-16-001(70x200x70)	70 x 200 x 70	↕	24 V	14 kg	42 W	588 p.	<input checked="" type="checkbox"/>	ALU.	<input checked="" type="checkbox"/>	1 687,00 €
212		300-2307-5-013004000130-3021-00002	EFS-03-16-001(130x400x130)	130 x 400 x 130	↕	24 V	42 kg	135 W	1828 p.	<input checked="" type="checkbox"/>	ALU.	<input checked="" type="checkbox"/>	3 701,00 €
213		300-2303-99-023000700130-3021-00001	EWS-04-16-001(230x70x130)	230 x 70 x 130	↕	240 V	14 kg	38 W	502 p.	<input checked="" type="checkbox"/>	ALU.	<input checked="" type="checkbox"/>	1 033,00 €
213		300-2304-10-025004600250-3021-00001	EWS-03-18-001(250x460x250)	250 x 460 x 250	↓	240 V	71 kg	196 W	2648 p.	<input checked="" type="checkbox"/>	ALU.	<input checked="" type="checkbox"/>	5 381,00 €
213		300-2304-10-015001000150-3021-00001	EWS-03-16-001(150x100x150)	150 x 100 x 150	↕	240 V	13 kg	45 W	610 p.	<input checked="" type="checkbox"/>	ALU.	<input checked="" type="checkbox"/>	1 050,00 €
214		300-2302-1-016001600025-3021-00001	EWS-01-16-004(160x160x25)	160 x 160 x 25	↕	240 V	10 kg	32 W	400 p.	<input checked="" type="checkbox"/>	ALU.	<input checked="" type="checkbox"/>	1 155,00 €
214		300-2302-1-021002100030-3021-00001	EWS-01-16-004(210x210x30)	210 x 210 x 30	↕	240 V	18 kg	56 W	700 p.	<input checked="" type="checkbox"/>	ALU.	<input checked="" type="checkbox"/>	1 626,00 €



PG.	PIC	INDEKS	CATALOG NO.	DIM. [CM]	USE	APROX.			LIGHT	FB	MATERIAL	PAINT	PRICE
						VOL. [V]	WEIGHT [KG]	POWER [W]					
214		300-2203-1-010501050000-3021-00001	EWS-01-16-003(105x105)	105 x 105	↕	240 V	3 kg	8 W	100 p.	<input checked="" type="checkbox"/>	ALU.	<input checked="" type="checkbox"/>	326,00 €
214		300-2202-1-016001600000-3021-00003	EWS-01-16-003(160x160)	160 x 160	↕	240 V	5 kg	12 W	150 p.	<input checked="" type="checkbox"/>	ALU.	<input checked="" type="checkbox"/>	483,00 €
214		300-2202-1-021002100000-3021-00003	EWS-01-16-003(210x210)	210 x 210	↕	240 V	8 kg	20 W	250 p.	<input checked="" type="checkbox"/>	ALU.	<input checked="" type="checkbox"/>	715,00 €
214		300-2307-1-010000900025-3021-00001	EFS-01-16-002(100x95x65)	100 x 95 x 65	↕	24 V	11 kg	40 W	400 p.	<input checked="" type="checkbox"/>	ALU.	<input checked="" type="checkbox"/>	1 374,00 €
214		300-2307-1-019001800040-3021-00001	EFS-01-16-002(190x180x120)	190 x 180 x 120	↕	24 V	32 kg	125 W	1250 p.	<input checked="" type="checkbox"/>	ALU.	<input checked="" type="checkbox"/>	3 055,00 €
214		300-2307-1-021002000140-3021-00001	EFS-01-16-002(210x200x140)	210 x 200 x 140	↕	24 V	35 kg	135 W	1350 p.	<input checked="" type="checkbox"/>	ALU.	<input checked="" type="checkbox"/>	3 881,00 €
214		300-2307-1-028502700060-3021-00001	EFS-01-16-002(285x270x170)	285 x 270 x 170	↕	24 V	56 kg	215 W	2150 p.	<input checked="" type="checkbox"/>	ALU.	<input checked="" type="checkbox"/>	5 254,00 €






PG.	PIC	INDEKS	CATALOG NO.	DIM. [CM]	USE	APROX.			LIGHT	FB	MATERIAL	PAINT	PRICE
						VOL. [V]	WEIGHT [KG]	POWER [W]					
215		300-2203-99-030001000000-3021-00001	EWS-04-16-002(300x100)	300 x 100	↕	240 V	9 kg	65 W	906 p.	<input checked="" type="checkbox"/>	ALU.	<input checked="" type="checkbox"/>	714,00 €
215		300-2304-10-015006000150-3021-00001	EWS-03-16-003(150x600x150)	150 x 600 x 150	↕	240 V	39 kg	305 W	2770 p.	<input checked="" type="checkbox"/>	ALU.	<input checked="" type="checkbox"/>	2 102,00 €
215		300-2407-1-005001200000-3021-00001	EFS-01-16-001(50x120)	50 x 120	↕	24 V	7 kg	10 W	100 p.	<input checked="" type="checkbox"/>	ALU.	<input checked="" type="checkbox"/>	428,00 €
215		300-2407-1-006001600000-3021-00001	EFS-01-16-001(60x160)	60 x 160	↕	24 V	7 kg	10 W	100 p.	<input checked="" type="checkbox"/>	ALU.	<input checked="" type="checkbox"/>	496,00 €
216		300-2202-1-005500550000-3021-00001	EWS-01-16-002(55x55)	55 x 55	↕	240 V	2 kg	4 W	50 p.	<input checked="" type="checkbox"/>	ALU.	<input checked="" type="checkbox"/>	194,00 €
216		300-2202-1-010501050000-3021-00001	EWS-01-16-002(105x105)	105 x 105	↕	240 V	3 kg	4 W	50 p.	<input checked="" type="checkbox"/>	ALU.	<input checked="" type="checkbox"/>	250,00 €
216		300-2202-1-015501550000-3021-00001	EWS-01-16-002(155x155)	155 x 155	↕	240 V	4 kg	8 W	100 p.	<input checked="" type="checkbox"/>	ALU.	<input checked="" type="checkbox"/>	401,00 €

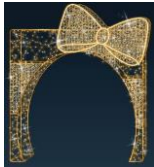
PG.	PIC	INDEKS	CATALOG NO.	DIM. [CM]	USE	APROX.			LIGHT	FB	MATERIAL	PAINT	PRICE
						VOL. [V]	WEIGHT [KG]	POWER [W]					
216		300-2202-1-021002100000-3021-00001	EWS-01-16-002(210x210)	210 x 210	↕	240 V	8 kg	16 W	200 p.	<input checked="" type="checkbox"/>	ALU.	<input checked="" type="checkbox"/>	632,00 €
216		300-2202-1-005500550000-3021-00002	EWS-01-16-001(55x55)	55 x 55	↕	240 V	2 kg	4 W	50 p.	<input checked="" type="checkbox"/>	ALU.	<input checked="" type="checkbox"/>	155,00 €
216		300-2202-1-010501050000-3021-00002	EWS-01-16-001(105x105)	105 x 105	↕	240 V	3 kg	8 W	100 p.	<input checked="" type="checkbox"/>	ALU.	<input checked="" type="checkbox"/>	291,00 €
216		300-2202-1-016001600000-3021-00002	EWS-01-16-001(160x160)	160 x 160	↕	240 V	5 kg	12 W	150 p.	<input checked="" type="checkbox"/>	ALU.	<input checked="" type="checkbox"/>	460,00 €
216		300-2202-1-021002100000-3021-00002	EWS-01-16-001(210x210)	210 x 210	↕	240 V	8 kg	20 W	250 p.	<input checked="" type="checkbox"/>	ALU.	<input checked="" type="checkbox"/>	691,00 €
216		300-2202-2-015001500000-3021-00001	EWS-02-16-001(150x150)	150 x 150	↕	240 V	8 kg	24 W	300 p.	<input checked="" type="checkbox"/>	ALU.	<input checked="" type="checkbox"/>	720,00 €
216		300-2202-2-020002000000-3021-00001	EWS-02-16-001(200x200)	200 x 200	↕	240 V	11 kg	36 W	450 p.	<input checked="" type="checkbox"/>	ALU.	<input checked="" type="checkbox"/>	899,00 €



PG.	PIC	INDEKS	CATALOG NO.	DIM. [CM]	USE	APROX.			LIGHT	FB	MATERIAL	PAINT	PRICE
						VOL. [V]	WEIGHT [KG]	POWER [W]					
216		300-2202-2-025002500000-3021-00001	EWS-02-16-001(250x250)	250 x 250	↕	240 V	21 kg	48 W	600 p.	<input checked="" type="checkbox"/>	ALU.	<input checked="" type="checkbox"/>	1 499,00 €
216		300-2202-2-030003000000-3021-00001	EWS-02-16-001(300x300)	300 x 300	↕	240 V	28 kg	60 W	750 p.	<input checked="" type="checkbox"/>	ALU.	<input checked="" type="checkbox"/>	2 035,00 €
217		300-2307-3-010001500050-3021-00002	EFS-04-18-001(100x150x50)	100 x 150 x 50	↕	24 V	14 kg	50 W	500 p.	<input checked="" type="checkbox"/>	ALU.	<input checked="" type="checkbox"/>	1 678,00 €
217		300-2307-3-014001200050-3021-00001	EFS-04-18-003(140x120x50)	140 x 120 x 50	↕	24 V	15 kg	60 W	600 p.	<input checked="" type="checkbox"/>	ALU.	<input checked="" type="checkbox"/>	1 691,00 €
217		300-2307-3-010001700050-3021-00001	EFS-04-18-002(100x170x50)	100 x 170 x 50	↕	24 V	15 kg	60 W	600 p.	<input checked="" type="checkbox"/>	ALU.	<input checked="" type="checkbox"/>	1 635,00 €
218		300-2308-5-024002900060-3021-00001	EFS-03-20-001(240x290x60)	240 x 290 x 60	↕	24 V	41 kg	90 W	900 p.	<input checked="" type="checkbox"/>	ALU.	<input checked="" type="checkbox"/>	4 037,00 €
219		300-2304-8-010001400020-3021-00001	EWS-06-20-001(100x140x20)	100 x 140 x 20	↕	240 V	9 kg	44 W	588 p.	<input checked="" type="checkbox"/>	ALU.	<input checked="" type="checkbox"/>	1 410,00 €

PG.	PIC	INDEKS	CATALOG NO.	DIM. [CM]	USE	APROX.			LIGHT	FB	MATERIAL	PAINT	PRICE
						VOL. [V]	WEIGHT [KG]	POWER [W]					
219		300-2304-8-014001850020-3021-00001	EWS-06-20-001(140x185x20)	140 x 185 x 20	↕	240 V	15 kg	68 W	896 p.	<input checked="" type="checkbox"/>	ALU.	<input checked="" type="checkbox"/>	2 084,00 €
219		300-2304-8-018002400020-3021-00001	EWS-06-20-001(180x240x20)	180 x 240 x 20	↕	240 V	23 kg	95 W	1254 p.	<input checked="" type="checkbox"/>	ALU.	<input checked="" type="checkbox"/>	2 964,00 €
219		300-2304-99-012001600020-3021-00001	EWS-05-20-002(120x160x20)	120 x 160 x 20	↕	240 V	11 kg	57 W	760 p.	<input checked="" type="checkbox"/>	ALU.	<input checked="" type="checkbox"/>	1 022,00 €
219		300-2304-99-015002000020-3021-00001	EWS-05-20-002(150x200x20)	150 x 200 x 20	↕	240 V	17 kg	70 W	932 p.	<input checked="" type="checkbox"/>	ALU.	<input checked="" type="checkbox"/>	1 434,00 €
219		300-2304-99-018002450020-3021-00001	EWS-05-20-002(185x245x20)	180 x 245 x 20	↕	240 V	21 kg	94 W	1240 p.	<input checked="" type="checkbox"/>	ALU.	<input checked="" type="checkbox"/>	1 864,00 €
219		300-2304-8-013002800020-3021-00001	EWS-05-20-001(130x285x20)	130 x 280 x 20	↕	240 V	19 kg	83 W	1104 p.	<input checked="" type="checkbox"/>	ALU.	<input checked="" type="checkbox"/>	1 835,00 €
219		300-2304-8-015003250020-3021-00001	EWS-05-20-001(150x325x20)	150 x 325 x 20	↕	240 V	22 kg	100 W	1326 p.	<input checked="" type="checkbox"/>	ALU.	<input checked="" type="checkbox"/>	2 298,00 €

PG.	PIC	INDEKS	CATALOG NO.	DIM. [CM]	USE	APROX.			LIGHT	FB	MATERIAL	PAINT	PRICE
						VOL. [V]	WEIGHT [KG]	POWER [W]					
219		300-2304-8-009001950020-3021-00001	EWS-05-20-001(90x195x20)	90 x 195 x 20	↕	240 V	10 kg	55 W	724 p.	<input checked="" type="checkbox"/>	ALU.	<input checked="" type="checkbox"/>	1 177,00 €
219		300-2307-5-011002000040-3021-00001	ERC-08-20-003(110x200x40)	110 x 200 x 40	↕	24 V	16 kg	60 W	600 p.	<input checked="" type="checkbox"/>	ALU.	<input checked="" type="checkbox"/>	1 661,00 €
220		300-2307-3-008501800030-3021-00001	EFS-04-20-001(85x180x30)	85 x 180 x 30	↕	24 V	21 kg	84 W	1176 p.	<input checked="" type="checkbox"/>	ALU.	<input checked="" type="checkbox"/>	2 012,00 €
220		300-2307-3-010502200030-3021-00001	EFS-04-20-001(105x220x30)	105 x 220 x 30	↕	24 V	28 kg	119 W	1584 p.	<input checked="" type="checkbox"/>	ALU.	<input checked="" type="checkbox"/>	2 851,00 €
220		300-2307-99-019501100120-3021-00001	EFR-05-20-001(195x110x120)	195 x 110 x 120	↕	24 V	57 kg	75 W	1380 p.	<input checked="" type="checkbox"/>	ALU.	<input checked="" type="checkbox"/>	4 341,00 €

PG.	PIC	INDEKS	CATALOG NO.	DIM. [CM]	USE	APROX.			LIGHT	FB	MATERIAL	PAINT	PRICE
						VOL. [V]	WEIGHT [KG]	POWER [W]					
221		300-2308-9-022002800050-3021-00001	EBX-07-20-001(220x280x50)	180 x 240 x 20	↕	24 V	52 kg	184 W	2176 p.	<input checked="" type="checkbox"/>	ALU.	<input checked="" type="checkbox"/>	4 960,00 €

↓ - INDOOR

↕ - OUTDOOR AND INDOOR

- YES

- NO

AL. - ALUMINIUM

STL. - STEEL







STR. - STYROFOAM





### GENERAL CONDITIONS

1. Sale of the above items is implemented by principles set out in the general terms and conditions of P.W. IPB Sp. z o.o. company.
2. Price list valid from: 2022-02-15 till 2022-03-31 or till the next (no. 2) version.
3. All prices based on EXW Zabrze, Poland.
4. The above prices do not constitute an offer within the meaning of. 66, paragraph 1 and KC may be regarded as commercial information only.
5. All our products must be used and installed according to the european standards and norms.
6. All steel constructions (if not painted) are galvanized.
7. Above named prices don't include packing in cartons.
8. All damages caused by atmospheric conditions and wrong exploitation of products are not subject to complaint.
9. IPB has the right to change the prices at any time without previous notice.




emotions painted  
with light

## MAIN CATALOGUE 2021/22 - URBAN SPACE ELEMENTS PRICE LIST 2022








PG.	PIC	INDEKS	CATALOG NO.	DIM. [CM]	USE	APROX.			LIGHT	FB	MATERIAL	PAINT	PRICE
						VOL. [V]	WEIGHT [KG]	POWER [W]					
224		300-2206-5-004500450000-0001-00001	EWN-03-16-001(45x45)	45 x 45	↕	240 V	3 kg	5 W	72 p.	☒	ALU.	☒	110,00 €
224		300-2206-5-006000600000-0001-00001	EWN-03-16-004(60x60)	60 x 60	↕	240 V	3 kg	8 W	108 p.	☒	ALU.	☒	144,00 €
224		300-2206-5-010001200000-0001-00001	EWN-03-16-002(100x120)	100 x 120	↕	240 V	7 kg	23 W	324 p.	☒	ALU.	☒	276,00 €
224		300-2206-5-009001900000-0001-00001	EWN-03-16-005(90x190)	90 x 190	↕	240 V	8 kg	25 W	360 p.	☒	ALU.	☒	391,00 €
224		300-2206-5-011001400000-0001-00001	EWN-03-16-003(110x140)	110 x 140	↕	240 V	11 kg	38 W	540 p.	☒	ALU.	☒	563,00 €
224		300-2206-1-009001150000-0001-00001	EWN-01-18-002(90x115)	90 x 115	↕	240 V	6 kg	25 W	360 p.	☒	ALU.	☒	316,00 €







PG.	PIC	INDEKS	CATALOG NO.	DIM. [CM]	USE	APROX.			LIGHT	FB	MATERIAL	PAINT	PRICE
						VOL. [V]	WEIGHT [KG]	POWER [W]					
224		300-2206-1-010001150000-0001-00001	EWN-01-16-001(100x115)	100 x 115	↕	240 V	7 kg	25 W	360 p.	<input checked="" type="checkbox"/>	ALU.	<input checked="" type="checkbox"/>	322,00 €
224		300-2206-2-012001300000-0001-00001	EWN-02-18-001(120x130)	120 x 130	↕	240 V	9 kg	33 W	468 p.	<input checked="" type="checkbox"/>	ALU.	<input checked="" type="checkbox"/>	396,00 €
224		300-2206-1-007502500000-0001-00001	EWN-01-16-003(75x250)	75 x 250	↕	240 V	10 kg	40 W	576 p.	<input checked="" type="checkbox"/>	ALU.	<input checked="" type="checkbox"/>	446,00 €
224		300-2206-1-015003000000-0001-00001	EWN-01-16-004(150x300)	150 x 300	↕	240 V	17 kg	78 W	1116 p.	<input checked="" type="checkbox"/>	ALU.	<input checked="" type="checkbox"/>	742,00 €
225		300-2206-1-006000400000-0001-00001	EWN-01-18-005(60x40)	60 x 40	↕	240 V	3 kg	5 W	72 p.	<input checked="" type="checkbox"/>	ALU.	<input checked="" type="checkbox"/>	166,00 €
225		300-2206-1-014001000000-0001-00001	EWN-01-16-006(140x100)	140 x 100	↕	240 V	6 kg	25 W	360 p.	<input checked="" type="checkbox"/>	ALU.	<input checked="" type="checkbox"/>	270,00 €
225		300-2206-1-010001200000-0001-00001	EWN-04-18-001(100x120)	100 x 120	↕	240 V	8 kg	28 W	396 p.	<input checked="" type="checkbox"/>	ALU.	<input checked="" type="checkbox"/>	393,00 €







PG.	PIC	INDEKS	CATALOG NO.	DIM. [CM]	USE	APROX.			LIGHT	FB	MATERIAL	PAINT	PRICE
						VOL. [V]	WEIGHT [KG]	POWER [W]					
225		300-2206-9-015001500000-0001-00001	EWN-04-16-005(150x150)	150 x 150	↕	240 V	11 kg	40 W	576 p.	<input checked="" type="checkbox"/>	ALU.	<input checked="" type="checkbox"/>	468,00 €
225		300-2206-9-015001500000-0001-00002	EWN-04-18-002(150x150)	150 x 150	↕	240 V	10 kg	38 W	540 p.	<input checked="" type="checkbox"/>	ALU.	<input checked="" type="checkbox"/>	632,00 €
225		300-2206-9-010501150000-0001-00001	EWN-04-18-003(105x115)	105 x 115	↕	240 V	8 kg	38 W	540 p.	<input checked="" type="checkbox"/>	ALU.	<input checked="" type="checkbox"/>	411,00 €
225		300-2206-99-010001000000-0001-00004	EWN-04-18-005(100x100)	100 x 100	↕	240 V	6 kg	23 W	324 p.	<input checked="" type="checkbox"/>	ALU.	<input checked="" type="checkbox"/>	387,00 €
225		300-2206-99-014001000000-0001-00001	EWN-04-18-006(140x100)	140 x 100	↕	240 V	9 kg	25 W	360 p.	<input checked="" type="checkbox"/>	ALU.	<input checked="" type="checkbox"/>	399,00 €
225		300-2206-99-013002000000-0001-00001	EWN-04-16-004(130x200)	130 x 200	↕	240 V	13 kg	63 W	900 p.	<input checked="" type="checkbox"/>	ALU.	<input checked="" type="checkbox"/>	573,00 €
225		300-2206-99-007001200000-0001-00002	EWN-26-18-001(70x120)	70 x 120	↕	240 V	5 kg	18 W	252 p.	<input checked="" type="checkbox"/>	ALU.	<input checked="" type="checkbox"/>	322,00 €


PG.	PIC	INDEKS	CATALOG NO.	DIM. [CM]	USE	APROX.			LIGHT	FB	MATERIAL	PAINT	PRICE
						VOL. [V]	WEIGHT [KG]	POWER [W]					
226		300-2206-1-013502000000-0001-00002	EWN-01-14-015(135x200)	135 x 200	↕	240 V	10 kg	43 W	604 p.	<input checked="" type="checkbox"/>	ALU.	<input checked="" type="checkbox"/>	467,00 €
226		300-2206-2-011001600000-0001-00001	EWN-02-14-001(110x160)	110 x 160	↕	240 V	8 kg	38 W	540 p.	<input checked="" type="checkbox"/>	ALU.	<input checked="" type="checkbox"/>	432,00 €
226		300-2206-2-015002200000-0001-00001	EWN-02-14-001(150x220)	150 x 220	↕	240 V	12 kg	53 W	756 p.	<input checked="" type="checkbox"/>	ALU.	<input checked="" type="checkbox"/>	579,00 €
226		300-2206-1-012501800000-0001-00001	EWN-01-14-011(125x180)	125 x 180	↕	240 V	9 kg	35 W	504 p.	<input checked="" type="checkbox"/>	ALU.	<input checked="" type="checkbox"/>	414,00 €
226		300-2206-1-006001200000-0001-00001	EWN-01-14-013(60x120)	60 x 120	↕	240 V	5 kg	13 W	180 p.	<input checked="" type="checkbox"/>	ALU.	<input checked="" type="checkbox"/>	227,00 €
226		300-2206-1-009501700000-0001-00001	EWN-01-14-012(95x170)	95 x 170	↕	240 V	7 kg	24 W	338 p.	<input checked="" type="checkbox"/>	ALU.	<input checked="" type="checkbox"/>	334,00 €
226		300-2206-1-013002350000-0001-00001	EWN-01-14-012(130x235)	130 x 235	↕	240 V	9 kg	36 W	496 p.	<input checked="" type="checkbox"/>	ALU.	<input checked="" type="checkbox"/>	468,00 €













PG.	PIC	INDEKS	CATALOG NO.	DIM. [CM]	USE	APROX.			LIGHT	FB	MATERIAL	PAINT	PRICE
						VOL. [V]	WEIGHT [KG]	POWER [W]					
226		300-2206-2-010002450000-0001-00001	EWN-17-16-001(100x245)	100 x 245	↕	240 V	12 kg	50 W	720 p.	<input checked="" type="checkbox"/>	ALU.	<input checked="" type="checkbox"/>	562,00 €
226		300-2206-1-007501300000-0001-00001	EWN-01-14-008(75x130)	75 x 130	↕	240 V	5 kg	18 W	252 p.	<input checked="" type="checkbox"/>	ALU.	<input checked="" type="checkbox"/>	257,00 €
226		300-2206-1-012002000000-0001-00003	EWN-09-14-001(120x200)	120 x 200	↕	240 V	8 kg	31 W	416 p.	<input checked="" type="checkbox"/>	ALU.	<input checked="" type="checkbox"/>	446,00 €
226		300-2206-1-012001200000-0001-00001	EWN-01-14-017(120x120)	120 x 120	↕	240 V	7 kg	23 W	316 p.	<input checked="" type="checkbox"/>	ALU.	<input checked="" type="checkbox"/>	417,00 €
226		300-2206-2-006001650000-0001-00001	EWN-02-14-004(60x165)	60 x 165	↕	240 V	5 kg	18 W	244 p.	<input checked="" type="checkbox"/>	ALU.	<input checked="" type="checkbox"/>	281,00 €
226		300-2206-2-010002400000-0001-00003	EWN-02-14-004(100x240)	100 x 240	↕	240 V	10 kg	30 W	402 p.	<input checked="" type="checkbox"/>	ALU.	<input checked="" type="checkbox"/>	495,00 €
227		300-2206-2-018503400000-0001-00001	EWN-02-15-001(185x340)	185 x 340	↕	240 V	32 kg	111 W	1576 p.	<input checked="" type="checkbox"/>	ALU. & ALU	<input checked="" type="checkbox"/>	1 615,00 €


PG.	PIC	INDEKS	CATALOG NO.	DIM. [CM]	USE	APROX.			LIGHT	FB	MATERIAL	PAINT	PRICE
						VOL. [V]	WEIGHT [KG]	POWER [W]					
227		300-2206-2-005001550000-0001-00001	EWN-02-14-003(50x155)	50 x 155	↕	240 V	6 kg	21 W	280 p.	<input checked="" type="checkbox"/>	ALU.	<input checked="" type="checkbox"/>	297,00 €
227		300-2206-2-008002600000-0001-00001	EWN-02-14-003(80x260)	80 x 260	↕	240 V	10 kg	34 W	452 p.	<input checked="" type="checkbox"/>	ALU.	<input checked="" type="checkbox"/>	470,00 €
227		300-2206-1-013502450000-0001-00001	EWN-27-20-002(135x245)	135 x 245	↕	240 V	15 kg	59 W	812 p.	<input checked="" type="checkbox"/>	ALU.	<input checked="" type="checkbox"/>	907,00 €
227		300-2206-5-012501300000-0001-00003	EWN-03-18-005(125x130)	120 x 130	↕	240 V	10 kg	39 W	524 p.	<input checked="" type="checkbox"/>	ALU.	<input checked="" type="checkbox"/>	561,00 €
227		300-2206-99-015002300000-0001-00001	EWN-17-14-001(150x230)	150 x 230	↕	240 V	11 kg	35 W	474 p.	<input checked="" type="checkbox"/>	ALU.	<input checked="" type="checkbox"/>	558,00 €
228		300-2206-1-015503000000-0001-00001	EWN-01-14-001(155x300)	155 x 300	↕	240 V	14 kg	60 W	864 p.	<input checked="" type="checkbox"/>	ALU.	<input checked="" type="checkbox"/>	671,00 €
228		300-2206-99-006001750000-0001-00001	EWN-01-14-002(60x175)	60 x 175	↕	240 V	6 kg	28 W	396 p.	<input checked="" type="checkbox"/>	ALU.	<input checked="" type="checkbox"/>	348,00 €








PG.	PIC	INDEKS	CATALOG NO.	DIM. [CM]	USE	APROX.			LIGHT	FB	MATERIAL	PAINT	PRICE
						VOL. [V]	WEIGHT [KG]	POWER [W]					
228		300-2206-99-012002100000-0001-00001	EWN-06-14-001(120x210)	120 x 210	↕	240 V	9 kg	48 W	684 p.	<input checked="" type="checkbox"/>	ALU.	<input checked="" type="checkbox"/>	437,00 €
228		300-2206-1-008501400000-0001-00001	EWN-01-14-010(85x140)	85 x 140	↕	240 V	6 kg	25 W	360 p.	<input checked="" type="checkbox"/>	ALU.	<input checked="" type="checkbox"/>	318,00 €
228		300-2206-1-007001150000-0001-00001	EWN-01-14-010(70x115)	70 x 115	↕	240 V	6 kg	20 W	288 p.	<input checked="" type="checkbox"/>	ALU.	<input checked="" type="checkbox"/>	251,00 €
228		300-2206-1-010001650000-0001-00001	EWN-01-14-010(100x165)	100 x 165	↕	240 V	8 kg	30 W	432 p.	<input checked="" type="checkbox"/>	ALU.	<input checked="" type="checkbox"/>	384,00 €
228		300-2206-1-013002150000-0001-00001	EWN-01-14-010(130x215)	130 x 215	↕	240 V	10 kg	40 W	576 p.	<input checked="" type="checkbox"/>	ALU.	<input checked="" type="checkbox"/>	505,00 €
228		300-2206-1-014502400000-0001-00001	EWN-01-14-010(145x240)	145 x 240	↕	240 V	11 kg	45 W	648 p.	<input checked="" type="checkbox"/>	ALU.	<input checked="" type="checkbox"/>	554,00 €
228		300-2206-1-009001700000-0001-00001	EWN-01-14-006(90x170)	90 x 170	↕	240 V	9 kg	40 W	576 p.	<input checked="" type="checkbox"/>	ALU.	<input checked="" type="checkbox"/>	452,00 €

PG.	PIC	INDEKS	CATALOG NO.	DIM. [CM]	USE	APROX.			LIGHT	FB	MATERIAL	PAINT	PRICE
						VOL. [V]	WEIGHT [KG]	POWER [W]					
228		300-2206-5-012501900000-0001-00003	EWN-03-14-001(125x190)	125 x 190	↕	240 V	10 kg	43 W	612 p.	<input checked="" type="checkbox"/>	ALU.	<input checked="" type="checkbox"/>	509,00 €
228		300-2206-5-012501900000-0001-00003	EWN-03-14-001(125x190)	125 x 190	↕	240 V	10 kg	43 W	612 p.	<input checked="" type="checkbox"/>	ALU.	<input checked="" type="checkbox"/>	509,00 €
228		300-2206-5-007001600000-0001-00002	EWN-03-14-006(70x160)	70 x 160	↕	240 V	6 kg	15 W	216 p.	<input checked="" type="checkbox"/>	ALU.	<input checked="" type="checkbox"/>	353,00 €
228		300-2206-5-008001550000-0001-00001	EWN-03-14-003(80x155)	80 x 155	↕	240 V	8 kg	30 W	432 p.	<input checked="" type="checkbox"/>	ALU.	<input checked="" type="checkbox"/>	331,00 €
228		300-2206-5-011502250000-0001-00001	EWN-03-14-003(115x225)	115 x 225	↕	240 V	12 kg	45 W	648 p.	<input checked="" type="checkbox"/>	ALU.	<input checked="" type="checkbox"/>	480,00 €
228		300-2206-5-007501900000-0001-00002	EWN-06-20-001(75x190)	75 x 190	↕	240 V	10 kg	43 W	604 p.	<input checked="" type="checkbox"/>	ALU.	<input checked="" type="checkbox"/>	502,00 €
230		300-2206-8-010001250000-0001-00002	EWN-18-14-013(100x125)	100 x 125	↕	240 V	9 kg	60 W	834 p.	<input checked="" type="checkbox"/>	ALU.	<input checked="" type="checkbox"/>	413,00 €




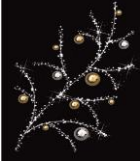
PG.	PIC	INDEKS	CATALOG NO.	DIM. [CM]	USE	APROX.			LIGHT	FB	MATERIAL	PAINT	PRICE
						VOL. [V]	WEIGHT [KG]	POWER [W]					
230		300-2206-8-010001250000-0001-00013	EWN-18-14-012(100x125)	100 x 125	↕	240 V	6 kg	30 W	432 p.	<input checked="" type="checkbox"/>	ALU.	<input checked="" type="checkbox"/>	345,00 €
230		300-2206-8-010001250000-0001-00013	EWN-18-14-012(100x125)	100 x 125	↕	240 V	6 kg	30 W	432 p.	<input checked="" type="checkbox"/>	ALU.	<input checked="" type="checkbox"/>	345,00 €
230		300-2206-8-009000900000-0001-00001	EWN-08-15-001(90x90)	90 x 90	↕	240 V	7 kg	33 W	460 p.	<input checked="" type="checkbox"/>	ALU.	<input checked="" type="checkbox"/>	320,00 €
230		300-2206-8-009000900000-0001-00001	EWN-08-15-001(90x90)	90 x 90	↕	240 V	7 kg	33 W	460 p.	<input checked="" type="checkbox"/>	ALU.	<input checked="" type="checkbox"/>	320,00 €
230		300-2206-1-012001200000-0001-00002	EWN-01-18-027(120x120)	120 x 120	↕	240 V	6 kg	23 W	316 p.	<input checked="" type="checkbox"/>	ALU.	<input checked="" type="checkbox"/>	390,00 €
230		300-2206-1-012002000000-0001-00004	EWN-01-15-003(120x200)	120 x 200	↕	240 V	9 kg	33 W	468 p.	<input checked="" type="checkbox"/>	ALU.	<input checked="" type="checkbox"/>	447,00 €
230		300-2206-1-007001500000-0001-00005	EWN-01-18-021(70x150)	70 x 150	↕	240 V	6 kg	24 W	338 p.	<input checked="" type="checkbox"/>	ALU.	<input checked="" type="checkbox"/>	342,00 €








PG.	PIC	INDEKS	CATALOG NO.	DIM. [CM]	USE	APROX.			LIGHT	FB	MATERIAL	PAINT	PRICE
						VOL. [V]	WEIGHT [KG]	POWER [W]					
230		300-2206-1-006501700000-0001-00001	EWN-01-18-030(65x170)	65 x 170	↕	240 V	8 kg	39 W	507 p.	<input checked="" type="checkbox"/>	ALU.	<input checked="" type="checkbox"/>	552,00 €
230		300-2206-1-007502500000-0001-00002	EWN-01-14-023(75x250)	75 x 250	↕	240 V	11 kg	47 W	641 p.	<input checked="" type="checkbox"/>	ALU.	<input checked="" type="checkbox"/>	645,00 €
230		300-2206-1-008002000000-0001-00002	EWN-01-14-032(80x200)	80 x 200	↕	240 V	7 kg	29 W	410 p.	<input checked="" type="checkbox"/>	ALU.	<input checked="" type="checkbox"/>	432,00 €
230		300-2206-1-010002500000-0001-00002	EWN-19-18-002(100x250)	100 x 250	↕	240 V	12 kg	61 W	848 p.	<input checked="" type="checkbox"/>	ALU.	<input checked="" type="checkbox"/>	682,00 €
231		300-2206-8-010001250000-0001-00007	EWN-18-14-002(100x125)	100 x 125	↕	240 V	6 kg	30 W	432 p.	<input checked="" type="checkbox"/>	ALU.	<input checked="" type="checkbox"/>	355,00 €
231		300-2206-8-010001250000-0001-00007	EWN-18-14-002(100x125)	100 x 125	↕	240 V	6 kg	30 W	432 p.	<input checked="" type="checkbox"/>	ALU.	<input checked="" type="checkbox"/>	355,00 €
231		300-2206-8-010001250000-0001-00003	EWN-18-14-007(100x125)	100 x 125	↕	240 V	8 kg	51 W	712 p.	<input checked="" type="checkbox"/>	ALU.	<input checked="" type="checkbox"/>	443,00 €







PG.	PIC	INDEKS	CATALOG NO.	DIM. [CM]	USE	APROX.			LIGHT	FB	MATERIAL	PAINT	PRICE
						VOL. [V]	WEIGHT [KG]	POWER [W]					
231		300-2206-8-010001250000-0001-00004	EWN-18-14-003(100x125)	100 x 125	↕	240 V	7 kg	38 W	532 p.	<input checked="" type="checkbox"/>	ALU.	<input checked="" type="checkbox"/>	383,00 €
231		300-2206-8-010001250000-0001-00008	EWN-18-14-008(100x125)	100 x 125	↕	240 V	7 kg	48 W	684 p.	<input checked="" type="checkbox"/>	ALU.	<input checked="" type="checkbox"/>	409,00 €
231		300-2206-8-010001250000-0001-00009	EWN-18-14-004(100x125)	100 x 125	↕	240 V	7 kg	43 W	612 p.	<input checked="" type="checkbox"/>	ALU.	<input checked="" type="checkbox"/>	420,00 €
231		300-2206-8-010001250000-0001-00009	EWN-18-14-004(100x125)	100 x 125	↕	240 V	7 kg	43 W	612 p.	<input checked="" type="checkbox"/>	ALU.	<input checked="" type="checkbox"/>	420,00 €
231		300-2206-8-010001250000-0001-00001	EWN-18-14-009(100x125)	100 x 125	↕	240 V	9 kg	60 W	834 p.	<input checked="" type="checkbox"/>	ALU.	<input checked="" type="checkbox"/>	502,00 €
231		300-2206-8-010001250000-0001-00010	EWN-18-14-005(100x125)	100 x 125	↕	240 V	7 kg	43 W	612 p.	<input checked="" type="checkbox"/>	ALU.	<input checked="" type="checkbox"/>	391,00 €
231		300-2206-8-010001250000-0001-00010	EWN-18-14-005(100x125)	100 x 125	↕	240 V	7 kg	43 W	612 p.	<input checked="" type="checkbox"/>	ALU.	<input checked="" type="checkbox"/>	391,00 €



PG.	PIC	INDEKS	CATALOG NO.	DIM. [CM]	USE	APROX.			LIGHT	FB	MATERIAL	PAINT	PRICE
						VOL. [V]	WEIGHT [KG]	POWER [W]					
231		300-2206-8-010001250000-0001-00011	EWN-18-14-010(100x125)	100 x 125	↕	240 V	6 kg	35 W	504 p.	<input checked="" type="checkbox"/>	ALU.	<input checked="" type="checkbox"/>	369,00 €
231		300-2206-8-010001250000-0001-00011	EWN-18-14-010(100x125)	100 x 125	↕	240 V	6 kg	35 W	504 p.	<input checked="" type="checkbox"/>	ALU.	<input checked="" type="checkbox"/>	369,00 €
231		300-2206-8-010001250000-0001-00012	EWN-18-14-006(100x125)	100 x 125	↕	240 V	12 kg	43 W	612 p.	<input checked="" type="checkbox"/>	ALU.	<input checked="" type="checkbox"/>	434,00 €
231		300-2206-8-010001250000-0001-00005	EWN-18-14-011(100x125)	100 x 125	↕	240 V	8 kg	43 W	604 p.	<input checked="" type="checkbox"/>	ALU.	<input checked="" type="checkbox"/>	432,00 €
231		300-2206-8-010001250000-0001-00005	EWN-18-14-011(100x125)	100 x 125	↕	240 V	8 kg	43 W	604 p.	<input checked="" type="checkbox"/>	ALU.	<input checked="" type="checkbox"/>	432,00 €
232		300-2206-8-008002200000-0001-00001	EWN-18-15-001(80x220)	80 x 220	↕	240 V	12 kg	49 W	660 p.	<input checked="" type="checkbox"/>	ALU.	<input checked="" type="checkbox"/>	636,00 €
232		300-2206-1-010001150000-0001-00002	EWN-06-18-003(100x115)	100 x 220	↕	240 V	9 kg	39 W	533 p.	<input checked="" type="checkbox"/>	ALU.	<input checked="" type="checkbox"/>	497,00 €

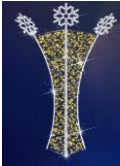








PG.	PIC	INDEKS	CATALOG NO.	DIM. [CM]	USE	APROX.			LIGHT	FB	MATERIAL	PAINT	PRICE
						VOL. [V]	WEIGHT [KG]	POWER [W]					
232		300-2206-1-007002200000-0001-00003	EWN-01-15-001(70x220)	70 x 220	↕	240 V	10 kg	48 W	684 p.	<input checked="" type="checkbox"/>	ALU.	<input checked="" type="checkbox"/>	529,00 €
232		300-2206-3-010001500000-0001-00001	EWN-26-15-001(100x150)	100 x 150	↕	240 V	8 kg	33 W	468 p.	<input checked="" type="checkbox"/>	ALU.	<input checked="" type="checkbox"/>	391,00 €
232		300-2306-1-009501850000-0001-00002	EWN-06-14-003(95x185)	95 x 185 x 40	↕	240 V	11 kg	55 W	792 p.	<input checked="" type="checkbox"/>	ALU.	<input checked="" type="checkbox"/>	561,00 €
232		300-2206-10-016003000000-0001-00001	EWN-08-18-003(160x300)	160 x 300	↕	240 V	11 kg	36 W	496 p.	<input checked="" type="checkbox"/>	ALU.	<input checked="" type="checkbox"/>	504,00 €
232		300-2206-4-012001600000-0001-00002	EWN-12-14-001(120x160)	120 x 160	↕	240 V	7 kg	16 W	200 p.	<input checked="" type="checkbox"/>	ALU.	<input checked="" type="checkbox"/>	362,00 €
232		300-2206-4-013002000000-0001-00003	EWN-12-14-001(130x200)	130 x 200	↕	240 V	7 kg	16 W	200 p.	<input checked="" type="checkbox"/>	ALU.	<input checked="" type="checkbox"/>	435,00 €
232		300-2206-1-008502200000-0001-00002	EWN-01-18-019(85x220)	85 x 220	↕	240 V	11 kg	55 W	792 p.	<input checked="" type="checkbox"/>	ALU.	<input checked="" type="checkbox"/>	690,00 €



PG.	PIC	INDEKS	CATALOG NO.	DIM. [CM]	USE	APROX.			LIGHT	FB	MATERIAL	PAINT	PRICE
						VOL. [V]	WEIGHT [KG]	POWER [W]					
232		300-2206-4-008002400000-0001-00001	EWN-22-18-001(80x240)	80 x 240	↕	240 V	10 kg	20 W	288 p.	<input checked="" type="checkbox"/>	ALU.	<input checked="" type="checkbox"/>	445,00 €
232		300-2206-1-010002000000-0001-00001	EWN-01-16-011(100x200)	100 x 200	↕	240 V	12 kg	65 W	936 p.	<input checked="" type="checkbox"/>	ALU.	<input checked="" type="checkbox"/>	762,00 €
233		300-2206-2-008001900000-0001-00001	EWN-17-18-004(80x190)	80 x 190	↕	240 V	9 kg	38 W	540 p.	<input checked="" type="checkbox"/>	ALU.	<input checked="" type="checkbox"/>	497,00 €
233		300-2206-10-011002000000-0001-00002	EWN-11-16-001(110x200)	110 x 200	↕	240 V	9 kg	49 W	668 p.	<input checked="" type="checkbox"/>	ALU.	<input checked="" type="checkbox"/>	488,00 €
233		300-2206-7-012001200000-0001-00002	EWN-07-18-001(120x120)	120 x 120	↕	240 V	10 kg	53 W	756 p.	<input checked="" type="checkbox"/>	ALU.	<input checked="" type="checkbox"/>	552,00 €
233		300-2206-9-008002600000-0001-00001	EWN-21-18-001(80x260)	80 x 260	↕	240 V	11 kg	49 W	668 p.	<input checked="" type="checkbox"/>	ALU.	<input checked="" type="checkbox"/>	552,00 €
233		300-2206-1-015002500000-0001-00002	EWN-01-18-036(150x250)	150 x 250	↕	240 V	13 kg	76 W	1030 p.	<input checked="" type="checkbox"/>	ALU.	<input checked="" type="checkbox"/>	739,00 €








PG.	PIC	INDEKS	CATALOG NO.	DIM. [CM]	USE	APROX.			LIGHT	FB	MATERIAL	PAINT	PRICE
						VOL. [V]	WEIGHT [KG]	POWER [W]					
233		300-2206-1-007001200000-0001-00002	EWN-24-18-008(70x120)	70 x 120	↕	240 V	6 kg	20 W	254 p.	<input checked="" type="checkbox"/>	ALU.	<input checked="" type="checkbox"/>	370,00 €
233		300-2206-1-011002500000-0001-00003	EWN-01-14-034(110x250)	110 x 250	↕	240 V	15 kg	81 W	1102 p.	<input checked="" type="checkbox"/>	ALU.	<input checked="" type="checkbox"/>	809,00 €
233		300-2206-1-009001900000-0001-00002	EWN-01-18-024(90x190)	90 x 190	↕	240 V	11 kg	39 W	499 p.	<input checked="" type="checkbox"/>	ALU.	<input checked="" type="checkbox"/>	660,00 €
233		300-2206-1-008001800000-0001-00002	EWN-24-18-005(80x180)	80 x 180	↕	240 V	9 kg	33 W	426 p.	<input checked="" type="checkbox"/>	ALU.	<input checked="" type="checkbox"/>	540,00 €
233		300-2206-1-010002100000-0001-00002	EWN-01-18-025(100x210)	100 x 210	↕	240 V	11 kg	43 W	570 p.	<input checked="" type="checkbox"/>	ALU.	<input checked="" type="checkbox"/>	747,00 €
234		300-2306-10-013000100130-0001-00001	EWN-10-14-012(130x10x130)	130 x 10 x 130	↕	240 V	9 kg	19 W	152 p.	<input checked="" type="checkbox"/>	ALU.	<input checked="" type="checkbox"/>	582,00 €
234		300-2306-1-013000450130-0001-00002	EWN-10-14-011(130x45x130)	130 x 45 x 130	↕	240 V	12 kg	40 W	576 p.	<input checked="" type="checkbox"/>	ALU.	<input checked="" type="checkbox"/>	699,00 €

PG.	PIC	INDEKS	CATALOG NO.	DIM. [CM]	USE	APROX.			LIGHT	FB	MATERIAL	PAINT	PRICE
						VOL. [V]	WEIGHT [KG]	POWER [W]					
234		300-2306-1-013000450130-0001-00001	EWN-10-18-011(130x45x130)	130 x 45 x 130	↕	240 V	12 kg	45 W	648 p.	<input checked="" type="checkbox"/>	ALU.	<input checked="" type="checkbox"/>	703,00 €
234		300-2306-1-013000650130-0001-00001	EWN-10-14-013(130x65x130)	130 x 65 x 130	↕	240 V	15 kg	50 W	720 p.	<input checked="" type="checkbox"/>	ALU.	<input checked="" type="checkbox"/>	935,00 €
237		300-2306-10-013003200130-0001-00001	EWN-10-14-001(130x320x130)	130 x 320 x 130	↕	240 V	23 kg	116 W	1256 p.	<input checked="" type="checkbox"/>	ALU.	<input checked="" type="checkbox"/>	1 056,00 €
237		300-2306-1-013003100130-0001-00001	EWN-06-18-006(130x310x130)	130 x 300 x 130	↕	240 V	23 kg	125 W	1416 p.	<input checked="" type="checkbox"/>	ALU.	<input checked="" type="checkbox"/>	1 169,00 €
237		300-2306-5-013003000130-0001-00001	EWN-10-16-001(130x300x130)	130 x 300 x 130	↕	240 V	46 kg	154 W	2096 p.	<input checked="" type="checkbox"/>	ALU.	<input checked="" type="checkbox"/>	2 678,00 €
237		300-2306-1-020003400200-0001-00001	EWN-01-18-012(200x340x200)	200 x 340 x 200	↕	240 V	32 kg	105 W	1512 p.	<input checked="" type="checkbox"/>	ALU.	<input checked="" type="checkbox"/>	1 858,00 €
237		300-2306-1-013003100130-0001-00002	EWN-10-14-005(130x310x130)	130 x 310 x 130	↕	240 V	20 kg	125 W	1416 p.	<input checked="" type="checkbox"/>	ALU.	<input checked="" type="checkbox"/>	1 192,00 €








PG.	PIC	INDEKS	CATALOG NO.	DIM. [CM]	USE	APROX.			LIGHT	FB	MATERIAL	PAINT	PRICE
						VOL. [V]	WEIGHT [KG]	POWER [W]					
237		300-2306-2-015502600155-0001-00001	EWN-10-18-010(155x260x155)	150 x 260 x 155	↕	240 V	57 kg	215 W	2944 p.	<input checked="" type="checkbox"/>	ALU.	<input checked="" type="checkbox"/>	2 836,00 €
237		300-2306-2-026004400260-0001-00001	EWN-10-18-010(260x440x260)	260 x 440 x 260	↕	240 V	86 kg	442 W	6000 p.	<input checked="" type="checkbox"/>	ALU.	<input checked="" type="checkbox"/>	4 613,00 €
238		300-2306-1-011002300040-0001-00001	EWN-17-19-014(110x230x40)	110 x 230 x 40	↕	240 V	9 kg	31 W	424 p.	<input checked="" type="checkbox"/>	ALU.	<input checked="" type="checkbox"/>	474,00 €
238		300-2306-21-010002400040-0001-00001	EWN-01-19-005(100x240x40)	100 x 240 x 40	↕	240 V	10 kg	45 W	648 p.	<input checked="" type="checkbox"/>	ALU.	<input checked="" type="checkbox"/>	502,00 €
238		300-2303-21-049001100080-0001-00001	EWP-01-19-002(490x110x80)	490 x 110 x 80	↕	240 V	29 kg	114 W	1596 p.	<input checked="" type="checkbox"/>	ALU.	<input checked="" type="checkbox"/>	1 950,00 €
238		300-2303-21-082001100040-0001-00002	EWP-06-19-008(820x110x40)	820 x 110 x 40	↕	240 V	40 kg	87 W	1192 p.	<input checked="" type="checkbox"/>	ALU.	<input checked="" type="checkbox"/>	3 066,00 €
238		300-2203-9-039001100000-0001-00001	EWP-06-19-007(390x110)	390 x 110	↕	240 V	15 kg	39 W	524 p.	<input checked="" type="checkbox"/>	ALU.	<input checked="" type="checkbox"/>	1 077,00 €



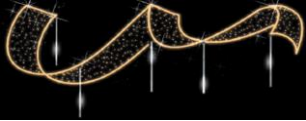




PG.	PIC	INDEKS	CATALOG NO.	DIM. [CM]	USE	APROX.			LIGHT	FB	MATERIAL	PAINT	PRICE
						VOL. [V]	WEIGHT [KG]	POWER [W]					
239		300-2203-10-059501450000-0001-00001	EWP-17-14-003(595x145)	595 x 145	↕	240 V	37 kg	147 W	2018 p.	<input checked="" type="checkbox"/>	ALU.	<input checked="" type="checkbox"/>	2 328,00 €
239		300-2203-21-100001650000-0001-00001	EWP-06-18-005(1000x165)	1000 x 165	↕	240 V	52 kg	259 W	3722 p.	<input checked="" type="checkbox"/>	ALU.	<input checked="" type="checkbox"/>	2 650,00 €
239		300-2203-9-054001000000-0001-00001	EWP-17-18-007(540x100)	540 x 100	↕	240 V	25 kg	88 W	1100 p.	<input checked="" type="checkbox"/>	ALU.	<input checked="" type="checkbox"/>	2 058,00 €
239		300-2206-1-008001800000-0001-00003	EWN-01-18-001(80x180)	80 x 180	↕	240 V	8 kg	32 W	446 p.	<input checked="" type="checkbox"/>	ALU.	<input checked="" type="checkbox"/>	376,00 €
239		300-2206-1-009002000000-0001-00001	EWN-24-14-004(90x200)	90 x 200	↕	240 V	9 kg	39 W	554 p.	<input checked="" type="checkbox"/>	ALU.	<input checked="" type="checkbox"/>	602,00 €
241		300-2203-99-085001500000-0001-00001	EWP-04-18-001(850x150)	850 x 150	↕	240 V	46 kg	172 W	2416 p.	<input checked="" type="checkbox"/>	ALU.	<input checked="" type="checkbox"/>	2 424,00 €
241		300-2203-2-085001500000-0001-00002	EWP-02-18-001(850x150)	850 x 150	↕	240 V	40 kg	193 W	2688 p.	<input checked="" type="checkbox"/>	ALU.	<input checked="" type="checkbox"/>	1 989,00 €


PG.	PIC	INDEKS	CATALOG NO.	DIM. [CM]	USE	APROX.			LIGHT	FB	MATERIAL	PAINT	PRICE
						VOL. [V]	WEIGHT [KG]	POWER [W]					
241		300-2203-99-032001200000-0001-00001	EWP-04-18-002(320x120)	320 x 120	↕	240 V	17 kg	75 W	1050 p.	<input checked="" type="checkbox"/>	ALU.	<input checked="" type="checkbox"/>	1 067,00 €
241		300-2203-2-038000700000-0001-00002	EWP-02-14-004(380x70)	380 x 70	↕	240 V	10 kg	51 W	704 p.	<input checked="" type="checkbox"/>	ALU.	<input checked="" type="checkbox"/>	757,00 €
241		300-2203-2-056001150000-0001-00001	EWP-02-14-004(560x115)	560 x 115	↕	240 V	24 kg	90 W	1228 p.	<input checked="" type="checkbox"/>	ALU.	<input checked="" type="checkbox"/>	1 184,00 €
241		300-2203-2-031000600000-0001-00001	EWP-02-14-005(310x60)	310 x 60	↕	240 V	10 kg	53 W	668 p.	<input checked="" type="checkbox"/>	ALU.	<input checked="" type="checkbox"/>	738,00 €
241		300-2203-2-052500900000-0001-00002	EWP-02-14-005(525x90)	525 x 90	↕	240 V	18 kg	78 W	1028 p.	<input checked="" type="checkbox"/>	ALU.	<input checked="" type="checkbox"/>	1 154,00 €
242		300-2203-1-048501400000-0001-00001	EWP-01-14-001(485x140)	485 x 140	↕	240 V	20 kg	85 W	1186 p.	<input checked="" type="checkbox"/>	ALU.	<input checked="" type="checkbox"/>	1 390,00 €
242		300-2203-1-045001400000-0001-00001	EWP-16-14-001(450x140)	450 x 140	↕	240 V	12 kg	58 W	792 p.	<input checked="" type="checkbox"/>	ALU.	<input checked="" type="checkbox"/>	716,00 €

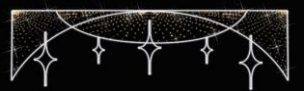
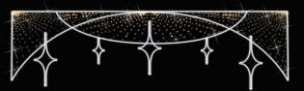
PG.	PIC	INDEKS	CATALOG NO.	DIM. [CM]	USE	APROX.			LIGHT	FB	MATERIAL	PAINT	PRICE
						VOL. [V]	WEIGHT [KG]	POWER [W]					
242		300-2203-99-045000950000-0001-00001	EWP-16-14-002(450x95)	450 x 95	↕	240 V	8 kg	45 W	510 p.	<input checked="" type="checkbox"/>	ALU.	<input checked="" type="checkbox"/>	464,00 €
242		300-2203-1-059001000000-0001-00001	EWP-01-14-002(590x100)	590 x 100	↕	240 V	22 kg	60 W	864 p.	<input checked="" type="checkbox"/>	ALU.	<input checked="" type="checkbox"/>	1 031,00 €
242		300-2203-1-060001500000-0001-00001	EWP-01-14-005(600x150)	600 x 150	↕	240 V	38 kg	160 W	2304 p.	<input checked="" type="checkbox"/>	ALU.	<input checked="" type="checkbox"/>	1 781,00 €
243		300-2203-1-061001300000-0001-00001	EWP-01-18-008(610x130)	610 x 130	↕	240 V	30 kg	130 W	1872 p.	<input checked="" type="checkbox"/>	ALU.	<input checked="" type="checkbox"/>	1 383,00 €
243		300-2303-10-051000850060-0001-00001	EWP-11-14-001(510x85x60)	510 x 85 x 60	↕	240 V	20 kg	67 W	904 p.	<input checked="" type="checkbox"/>	ALU. & ALU	<input checked="" type="checkbox"/>	1 113,00 €
243		300-2303-10-057001000080-0001-00001	EWP-11-14-001(570x100x80)	570 x 100 x 80	↕	240 V	27 kg	93 W	1248 p.	<input checked="" type="checkbox"/>	ALU. & ALU	<input checked="" type="checkbox"/>	1 535,00 €
243		300-2303-10-059001200080-0001-00001	EWP-11-18-002(590x120x80)	590 x 120 x 80	↕	240 V	32 kg	109 W	1524 p.	<input checked="" type="checkbox"/>	ALU. & ALU	<input checked="" type="checkbox"/>	1 762,00 €





PG.	PIC	INDEKS	CATALOG NO.	DIM. [CM]	USE	APROX.			LIGHT	FB	MATERIAL	PAINT	PRICE
						VOL. [V]	WEIGHT [KG]	POWER [W]					
243		300-2203-1-050001300000-0001-00001	EWP-01-20-001(500x130)	500 x 130	↕	240 V	14 kg	88 W	1212 p.	<input checked="" type="checkbox"/>	ALU.	<input checked="" type="checkbox"/>	883,00 €
243		300-2203-1-043001000000-0001-00002	EWP-17-20-007(430x100)	430 x 100	↕	240 V	12 kg	67 W	942 p.	<input checked="" type="checkbox"/>	ALU.	<input checked="" type="checkbox"/>	697,00 €
246		300-2202-1-054001500000-0001-00002	EWP-01-18-009(540x150)	540 x 150	↕	240 V	44 kg	110 W	1516 p.	<input checked="" type="checkbox"/>	ALU.	<input checked="" type="checkbox"/>	2 251,00 €
246		300-2203-2-065001300000-0001-00001	EWP-02-14-006(650x130)	650 x 130	↕	240 V	42 kg	155 W	2088 p.	<input checked="" type="checkbox"/>	ALU.	<input checked="" type="checkbox"/>	2 173,00 €
246		300-2303-10-080001450080-0001-00001	EWP-17-15-001(800x145x80)	800 x 145 x 80	↕	240 V	79 kg	338 W	4632 p.	<input checked="" type="checkbox"/>	ALU. & ALU	<input checked="" type="checkbox"/>	4 449,00 €
246		300-2203-10-080001000000-0001-00001	EWP-08-16-001(800x100)	800 x 100	↕	240 V	32 kg	104 W	1414 p.	<input checked="" type="checkbox"/>	ALU.	<input checked="" type="checkbox"/>	1 681,00 €
246		300-2203-99-084001000000-0001-00001	EWP-17-15-003(840x100)	840 x 100	↕	240 V	46 kg	144 W	2080 p.	<input checked="" type="checkbox"/>	ALU.	<input checked="" type="checkbox"/>	2 385,00 €

PG.	PIC	INDEKS	CATALOG NO.	DIM. [CM]	USE	APROX.			LIGHT	FB	MATERIAL	PAINT	PRICE
						VOL. [V]	WEIGHT [KG]	POWER [W]					
247		300-2203-10-041001000000-0001-00001	EWP-17-19-136(410x100)	410 x 100	↕	240 V	16 kg	68 W	896 p.	<input checked="" type="checkbox"/>	ALU.	<input checked="" type="checkbox"/>	875,00 €
247		300-2203-10-066001600000-0001-00002	EWP-17-19-136(660x160)	660 x 160	↕	240 V	31 kg	120 W	1584 p.	<input checked="" type="checkbox"/>	ALU.	<input checked="" type="checkbox"/>	1 634,00 €
247		300-2203-9-054002300000-0001-00001	EWP-06-18-004(540x230)	540 x 230	↕	240 V	31 kg	89 W	1288 p.	<input checked="" type="checkbox"/>	ALU.	<input checked="" type="checkbox"/>	1 599,00 €
247		300-2203-2-043001600000-0001-00001	EWP-02-18-002(430x160)	430 x 160	↕	240 V	26 kg	111 W	1530 p.	<input checked="" type="checkbox"/>	ALU. & ALU	<input checked="" type="checkbox"/>	1 195,00 €
247		300-2203-1-040000800000-0001-00002	EWP-01-18-012(400x80)	400 x 80	↕	240 V	19 kg	75 W	995 p.	<input checked="" type="checkbox"/>	ALU.	<input checked="" type="checkbox"/>	1 149,00 €
247		300-2203-2-070001550000-0001-00001	EWP-02-18-003(700x155)	700 x 155	↕	240 V	42 kg	120 W	1614 p.	<input checked="" type="checkbox"/>	ALU. & ALU	<input checked="" type="checkbox"/>	2 094,00 €
248		300-2203-1-050001000000-0001-00001	EWP-01-18-013(500x100)	500 x 100	↕	240 V	22 kg	99 W	1380 p.	<input checked="" type="checkbox"/>	ALU.	<input checked="" type="checkbox"/>	1 304,00 €

PG.	PIC	INDEKS	CATALOG NO.	DIM. [CM]	USE	APROX.			LIGHT	FB	MATERIAL	PAINT	PRICE
						VOL. [V]	WEIGHT [KG]	POWER [W]					
248		300-2203-1-051001500000-0001-00001	EWP-01-18-011(510x150)	510 x 150	↕	240 V	27 kg	127 W	1700 p.	<input checked="" type="checkbox"/>	ALU.	<input checked="" type="checkbox"/>	1 594,00 €
248		300-2203-1-062001550000-0001-00001	EWP-01-14-004(620x155)	620 x 155	↕	240 V	33 kg	130 W	1872 p.	<input checked="" type="checkbox"/>	ALU.	<input checked="" type="checkbox"/>	1 532,00 €
248		300-2203-99-048001500000-0001-00001	EWP-17-14-001(480x150)	480 x 150	↕	240 V	28 kg	92 W	1264 p.	<input checked="" type="checkbox"/>	ALU.	<input checked="" type="checkbox"/>	1 322,00 €
248		300-2203-1-035001100000-0001-00001	EWP-01-18-001(350x110)	350 x 110	↕	240 V	24 kg	75 W	1080 p.	<input checked="" type="checkbox"/>	ALU.	<input checked="" type="checkbox"/>	1 168,00 €
248		300-2203-1-035001100000-0001-00001	EWP-01-18-001(350x110)	350 x 110	↕	240 V	24 kg	75 W	1080 p.	<input checked="" type="checkbox"/>	ALU.	<input checked="" type="checkbox"/>	1 168,00 €
249		300-2203-99-035001400000-0001-00001	EWP-11-18-007(350x140)	350 x 140	↕	240 V	24 kg	114 W	1596 p.	<input checked="" type="checkbox"/>	ALU.	<input checked="" type="checkbox"/>	1 455,00 €
249		300-2203-10-040001500000-0001-00001	EWP-06-18-001(400x150)	400 x 150	↕	240 V	30 kg	148 W	2010 p.	<input checked="" type="checkbox"/>	ALU.	<input checked="" type="checkbox"/>	1 533,00 €

PG.	PIC	INDEKS	CATALOG NO.	DIM. [CM]	USE	APROX.			LIGHT	FB	MATERIAL	PAINT	PRICE
						VOL. [V]	WEIGHT [KG]	POWER [W]					
249		300-2203-10-050001500000-0001-00001	EWP-08-14-001(500x150)	500 x 150	↕	240 V	37 kg	113 W	1584 p.	<input checked="" type="checkbox"/>	ALU.	<input checked="" type="checkbox"/>	1 903,00 €
249		300-2303-10-046001400060-0001-00001	EWP-11-18-006(460x140x60)	460 x 140 x 60	↕	240 V	33 kg	78 W	1002 p.	<input checked="" type="checkbox"/>	ALU. & ALU	<input checked="" type="checkbox"/>	2 432,00 €
249		300-2203-10-048001400000-0001-00002	EWP-11-18-004(480x140)	480 x 140	↕	240 V	30 kg	129 W	1744 p.	<input checked="" type="checkbox"/>	ALU.	<input checked="" type="checkbox"/>	1 715,00 €
253		300-2203-1-040001250000-0001-00001	EWP-24-18-003(400x125)	400 x 125	↕	240 V	27 kg	103 W	1400 p.	<input checked="" type="checkbox"/>	ALU.	<input checked="" type="checkbox"/>	1 394,00 €
253		300-2203-1-040001250000-0001-00001	EWP-24-18-003(400x125)	400 x 125	↕	240 V	27 kg	103 W	1400 p.	<input checked="" type="checkbox"/>	ALU.	<input checked="" type="checkbox"/>	1 394,00 €
253		300-2203-6-044001400000-0001-00001	EWP-27-18-001(440x140)	440 x 140	↕	240 V	33 kg	83 W	1180 p.	<input checked="" type="checkbox"/>	ALU.	<input checked="" type="checkbox"/>	1 407,00 €
253		300-2203-1-040001450000-0001-00002	EWP-28-15-001(400x145)	400 x 145	↕	240 V	22 kg	99 W	1333 p.	<input checked="" type="checkbox"/>	ALU.	<input checked="" type="checkbox"/>	1 488,00 €

PG.	PIC	INDEKS	CATALOG NO.	DIM. [CM]	USE	APROX.			LIGHT	FB	MATERIAL	PAINT	PRICE
						VOL. [V]	WEIGHT [KG]	POWER [W]					
253		300-2203-1-043001000000-0001-00001	EWP-01-15-002(430x100)	430 x 100	↕	240 V	25 kg	73 W	1044 p.	<input type="checkbox"/>	ALU.	<input type="checkbox"/>	1 065,00 €
253		300-2203-1-030001100000-0001-00001	EWP-24-14-002(300x110)	300 x 110	↕	240 V	16 kg	70 W	951 p.	<input checked="" type="checkbox"/>	ALU.	<input type="checkbox"/>	1 016,00 €

- ↓ - INDOOR
- ↕ - OUTDOOR AND INDOOR
- YES
- NO
- AL. - ALUMINIUM
- STL. - STEEL
- STR. - STYROFOAM

#### GENERAL CONDITIONS

1. Sale of the above items is implemented by principles set out in the general terms and conditions of P.W. IPB Sp. z o.o. company.
2. Price list valid from: 2022-02-15 till 2022-03-31 or till the next (no. 2) version.
3. All prices based on EXW Zabrze, Poland.
4. The above prices do not constitute an offer within the meaning of. 66, paragraph 1 and KC may be regarded as commercial information only.
5. All our products must be used and installed according to the european standards and norms.
6. All steel constructions (if not painted) are galvanized.
7. Above named prices don't include packing in cartons.
8. All damages caused by atmospheric conditions and wrong exploitation of products are not subject to complaint.
9. IPB has the right to change the prices at any time without previous notice.

emotions painted  
with light